

# PHOTON 48 CHANDELIER




## PRODUCT FEATURES


- Playful starburst design can be installed in multiples at varying heights for a dramatic art installation
- High performance, energy efficient integrated LED light source with 3,000K Color Temp and 90 CRI
- Fully dimmable with most ELV dimmers to create just the right atmosphere
- Solid acrylic arms with aluminum core construction for beauty and durability
- Protected by a 5-year warranty. please go to [www.techlighting.com](http://www.techlighting.com) for warranty details
- 10 ft. of cord included to adjust installation height. canopy finish matches fixture finish

## LAMPING

Includes 10' of field-cuttable cable. LED includes (18) 2 watt, 35 total watts, 2709 total delivered lumens 90 CRI 3000K LED modules. Dimmable with most LED compatible ELV and TRIAC dimmers. 277V compatible with 0-10V dimmers.



Satin Nickel



Satin Nickel

Aged Brass

## ORDERING INFORMATION

700PHT48	FINISH	LAMP
	R AGED BRASS	-LED930A INTEGRATED LED 90 CRI 3000K 120V
	S SATIN NICKEL	-LED930A-277 INTEGRATED LED 90 CRI 3000K 277V

700PHT48

JOB NAME

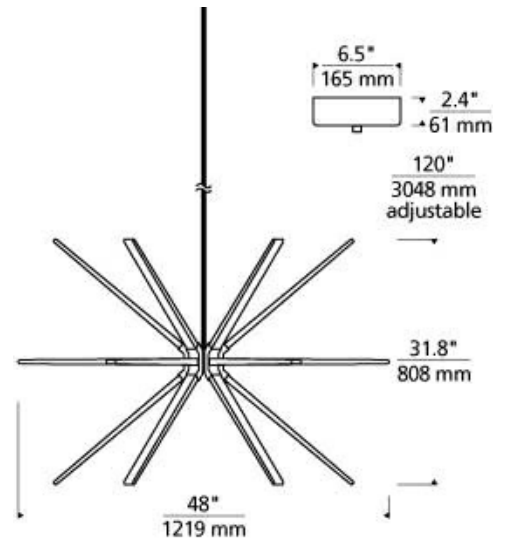
NOTES

# PHOTON 48 CHANDELIER



## SPECIFICATIONS

HARDWARE MATERIAL	Metal
SHADE MATERIAL	Acrylic
NET WEIGHT	19 lbs
HEIGHT	31.8in
WIDTH	48in
LENGTH	48in
UP LIGHT / DOWN LIGHT / BOTH?	
WET LISTED	
DAMP LISTED	Yes
DRY LISTED	
MIN. HANGING HEIGHT	58.2in
MAX HANGING HEIGHT	144.2in
TOTAL CORD LENGTH	120in
TOTAL STEM LENGTH	
STEM QTY	
SLOPED CEILING ADAPTABLE?	Yes 45° Max
GENERAL LISTING	ETL Listed
INCLUDES	



## LAMPING SPECIFICATIONS

	LED LAMP	INTEGRATED LED	NON LED	NO LAMP
DELIVERED LUMENS		2656		
WATTS		2		
MAX WATTAGE PER BULB		35W		
INPUT VOLTAGE		120V 277V		
DIMMING TYPE*		ELV, TRIAC 0-10V		
CCT		3000K		
CRI		90 CRI		
LED LIFETIME				
L70		>50000		
AVERAGE BULB HOURS				
FIELD SERVICEABLE LED				
LAMP BASE		Integrated LED		
LAMP SHAPE		Integrated LED		
LAMP INCLUDED?		Y		
WARRANTY**		5 Years		

\* Dimming information available at [www.techlighting.com/Downloads#dimming](http://www.techlighting.com/Downloads#dimming)

\*\* Visit [techlighting.com](http://techlighting.com) for specific warranty limitations and details.

## T20 / T24 INFORMATION

	Integrated LED	Replacement LED Lamp	No Lamp *
This product can be used to comply with California Building Energy Efficiency Standards 2016 <b>Title 24</b> Part 6.	No		
This product can be used to comply with California Appliance Efficiency Standards 2016 <b>Title 20</b> and may be shipped to and sold in California.	N/A		

\* If a light fixture or component does not include a lamp or light source, it is the responsibility of the customer to select a lamp that meets the T24 and T20 requirements.



© 2019 Tech Lighting, L.L.C. All rights reserved. The "Tech Lighting" graphic is a registered trademark of Tech Lighting, L.L.C. Tech Lighting reserves the right to change specifications for product improvements without notification.

7400 Linder Avenue, Skokie, IL 60077  
T 847.410.4400 | F 847.410.4500 | [techlighting.com](http://techlighting.com)