



Project/Job Name: _____

Location: _____

Fixture Type: _____

Notes: _____

S11868 - 10 Watt LED; Fire Rated 4 Inch; Direct Wire Downlight;
Round Shape; White Finish; CCT Selectable; 120-277 Volts;
Dimmable

- Air Tight
- IC Rated
- CCT Selectable



ELECTRICAL

Technology:	LED
Watts:	10W
Volts:	120V-277V
Lumens:	800L
CRI:	90
CCT (Kelvins):	2700K/3000K/3500K/4000K/5000K
Color Description:	Warm White to Natural Light
Beam Spread :	110
Hours Rated:	50000
Dimmable:	Yes-Dimmable
Dimmable Down To %:	100 to 10 percent
DimmableText:	0-10V Dimming
Incandescent Equivalent :	60W
Operating Temperature :	-20C (-4F) to +40C (+104F)
Replaceable Light Source :	No
Number of LEDs :	48
Connection:	Direct Wired
THD:	<20%
Power Factor :	>0.9
Voltage Type:	Range Voltage
Warranty:	5 Year Limited - Fixtures

PACKAGING

Each UPC:	045923118685
Each Quantity:	1
Each Dimensions:	5.83 x 2.68 x 6.10
Inner UPC:	20045923118689
Inner Quantity:	0
Inner Dimensions:	0.00 x 0.00 x 0.00
Case UPC:	10045923118682
Case Quantity:	6
Case Dimensions:	12.01 x 8.46 x 6.50

INFO

Additional Info:	2-Hour Fire Rated; White Trim/Red Backplate
Specification Note:	Driver Dimensions: 4.50" x 3.00" x 1.25"

PHYSICAL

Finish:	White and Red
Lens Finish:	Frost
Lens Material:	Polycarbonate (PC)
Finish Family:	White
Dimensions:	H:0.69" DIA:4.75"
Weight (Lbs.):	1.2
Material:	Aluminum / Steel









INSTALLATION

Ceiling Aperture:	3.875 in. Cutout
Max Drywall Thickness:	1.181 in.
Clearance Height:	4.134
Sloped Ceiling Compatible:	No

COMPLIANCE

Safety Listing:	cULus
Location Rating:	Wet
Indoor/Outdoor:	Indoor
Energy Star Qualified:	Yes
Energy Star Unique ID:	ESID-2473604
Energy Star Lamp Category:	Downlight Recessed
CA Prop 65:	Lead
BAA Compliant:	No
Enclosure Rating:	No
FCC Compliant:	Yes
NSF Approved:	No
RoHS Compliant:	Yes
SDS Class:	LED_Lamp
Restrictions:	No Restrictions

ACCESSORIES

	80-943	New Construction Mounting Plate with Hanger Bars for T-Grid or Stud/ Joist mounting of 4-inch Recessed Downlights; Up to 4.25-inch hole diameter
	80-946	4" Goof Ring for Remote Driver Installation
	80-950	New Construction Mounting Plate for Stud/ Joist mounting of 4-inch Recessed Downlights; Up to 4.563-inch hole diameter
	80-973	Emergency Driver Enclosure; For use with S8000 and S8002
	80-985	6 FOOT REMOTE DRIVER 3-PIN EXT
	80-987	Emergency Remote Test Switch; Single Gang Plate; White Finish
	S8000	5 Watt LED Emergency Driver; 120-277 Volts
	S8002	10 Watt LED Emergency Driver; 120-277 Volt