


# How to bypass the Microwave Sensor port for standard 0-10V dimming applications.

Models: 65-792R2

**Step 1: Remove the 3-screws from the DC Port to easy access and cut free the 0-10V cable**



**Step 2: For Standard 0-10V dimming applications, the dimming cable must be cut free from the integrated DC port to access the 0-10V dimming wires, Purple (+), Pink (-), Black with White Stripe (DC Power Supply) must be capped when using standard 0-10V controls, See Figure #3**


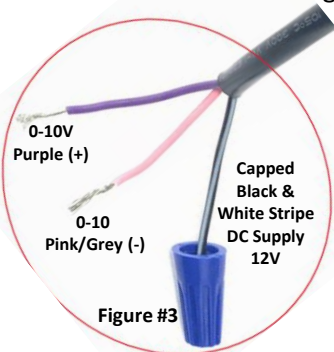


Image for reference only  
0-10V Class 2 wiring



The UFO led high bay light fixture can be equipped with an optional DC motion sensor (86/218) the sensor needs to be set via remote (86/219). For Standard 0-10V dimming application, the dimming cable must be cut free from the integrated DC sensor port, see figure #2