



PRODUCT DESCRIPTION

Drum shades in a variety of fabrics and materials are a core lighting offering. Flush mounts, pendants, and ADA sconces are available in options of linen, organza, grasscloth, and sound absorbing grey felt shades. An internal acrylic diffuser, illuminated by an evenly dispersed powerful LED light source, directs light downward and produces an ambient glow inside the outer shade. This lens features a crisp and tidy twist-lock mechanism that eliminates any visible hardware. whether it is put in a residential or commercial context, this collection meets the necessary application needs while adding style to the space.






MEASUREMENTS

DIMENSION : 25" L x 25" W x 7.88" H
CANOPY : 22.75" W x 1.25" H x 22.75" L
HANGING WEIGHT : 13.2 lb

LAMPING

INPUT VOLTAGE : 120-277V
LUMENS : 2,220 Rated (2,000 Del.)
BULB : 1 x 32W LED PCB Intergrated , 32W Total
BULB INCLUDED : (Integrated)
DIMMABLE : Universal 3-in-1
CRI : 90 CRI
COLOR_TEMP : 3000K

FINISHES OPTION

-  Black Organza
-  Grass Cloth
-  Grey
-  Oatmeal
-  White Linen
-  White Organza
-  White Weave

MATERIAL

Steel, Acrylic, Fabric

RATINGS

cETLus
Dry Location



ADDITIONAL

RATED LIFE 50000 Hours
OPERATING TEMPERATURE:
-20°C (-4°F), 40°C (104°F)

Always consult a qualified electrician before installing any lighting product.



WESTERN DISTRIBUTION CENTER (HEADQUARTER)
253 NORTH VINELAND AVE | CITY OF INDUSTRY, CA 91746

EASTERN DISTRIBUTION CENTER
4200 SHIRLEY DR. | ATLANTA, GA 30336

P. 626.956.4200 | F. 626.956.4225 | maximlighting.com