



DESIGNED BY

72 POSSIBLE VARIATIONS

*Stephen Katz*

STEPHEN KATZ, AIA

# Nan

*“Geometry In Motion” - Stephen Katz*

Striking the perfect balance between form and function, Nan blends seamlessly into any space—whether a cozy living room, a sophisticated dining area, or a stylish office. Its presence is subtle yet refined, offering just the right amount of modern charm for any setting, from casual retreats to formal interiors. With fully adjustable motor speeds, Nan delivers the perfect breeze for any season, making comfort effortless. Thoughtfully designed to feel like a natural extension of your space, it enhances the ambiance with both beauty and performance. For grander rooms, the Nan XL offers the same timeless elegance on a larger scale.



Shown:

**NK-BK-GA-60** Matte Black Finish, with 60" Gray Ash Tone Blades  
See a similar look in a Ceiling Mount, The Irene 3H on pg. 50






Shown:  
**NK-BK-WA-60** Matte Black Finish, with 60” Walnut Tone Blades




**NK-BRBR-BK-42**  
Brushed Brass Finish,  
with 42” Matte Black Blades



**NK-MWH-BW-42**  
Matte White Finish,  
with 42” Barn Wood Tone Blades



**NK-BK-BK-52**  
Matte Black Finish,  
with 52” Matte Black Blades



**NK-BRBR-LM-52**  
Brushed Brass Finish,  
with 52” Light Maple Tone Blades



**NK-TB-BK-60**  
Textured Bronze Finish,  
with 60” Matte Black Blades



**NK-MWH-GA-60**  
Matte White Finish,  
with 60” Gray Ash Tone Blades

PRODUCT FEATURES

- DC

DC Motor
- Silent

Silent Motor
- Handheld

Handheld Remote
- 30°

30° Slant Ceiling Canopy
- Wall

Wall Control
- Damp

Damp Location
- Unipack

Unipack Shipping
- 60°

Optional 60° Slant Mount

FAN FEATURES

- Blades (3)  
- 45° Blade Pitch  
- CNC Cut Solid Wood
- Overall Drop 12 inches /30 cm  
+downrod length
- Fan Weight 18 lbs
- Fan Diameter inches: 42, 52 or 60  
centimeters: 107, 132 or 152
- Downrod Lengths  
inches: 5, 10, 18, 24, 36, 48, 60, 72  
centimeters: 13, 25, 46, 61, 92, 122,  
153, 183  
*Field cuttable, Non-threaded*
- Downrod Diameter 1 inch
- Voltage 110 or 220

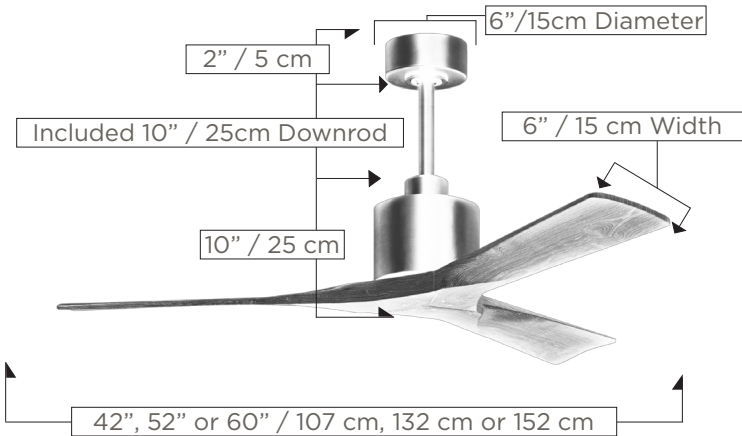
MOTOR FEATURES

- Motor Type DC
- Ambience Silent
- Safety Certification ETL / CETL
- Warranty Limited Lifetime

DOE MOTOR  
EFFICIENCY DATA

- RPM (Low/High)  
42in - 50 / 267  
52in - 50 / 181  
60in - 50 / 141
- CFM (Low/High)  
42in - 884 / 5281  
52in - 1695 / 6723  
60in - 2376 /7063
- Watts (High)  
42in - 28.43  
52in - 29.14  
60in - 30.16
- CFM/Watt (High)  
42in - 175  
52in - 231  
60in - 248

TECHNICAL SPECIFICATIONS



SKU BUILDER

**NK-XXXX-XXX-XX**  
(Model+Finish+Blade+Diameter)

FAN FINISHES

**72 POSSIBLE VARIATIONS**  
**Fan Finishes**    **Blade Finishes**  
No Light Kit    42” 52” 60”



**BRBR**  
Brushed Brass



**BK**  
Matte Black



**MWH**  
Matte White



**TB**  
Textured Bronze



**BW**  
Barn Wood Tone



**GA**  
Gray Ash Tone



**LM**  
Light Maple Tone



**BK**  
Matte Black



**MWH**  
Matte White



**WA**  
Walnut Tone

STANDARD EQUIPMENT

**Downrod** 10in / 25cm  
**Slant Ceiling Canopy** 30°



**Handheld Remote**  
- 6 Speed  
- Motor Off  
- Reverse



**Wireless Wall Control**  
- 6 Speed  
- Motor Off  
- Reverse

*\*For more information see  
accessory page. 132*