




SPECIFICATIONS

Certifications/Qualifications	
Prop65	Yes www.kichler.com/warranty
Dimensions	
Base Backplate	7.50 X 5.00
Extension	6.00"
Weight	3.50 LBS
Height from center of Wall opening (Spec Sheet)	5.25"
Height	8.00"
Width	13.50"
Electrical	
Input Voltage	120.00V
Light Source	
Dimmable	n/a
Mounting/Installation	
Connector	Yes
Install Glass Up or Down	Yes
Interior/Exterior	INTERIOR
Lead Wire Length	6"
Location Rating	Damp
Mounting Style	Wall Mount
Mounting Weight	2.25 LBS
Wire Connectors	Wire Nuts

FIXTURE ATTRIBUTES

Housing	
Diffuser Description	Satin Etched Cased Opal
Primary Material	Steel
Product/Ordering Information	
SKU	55001CPZ
Finish	Champagne Bronze
Style	Contemporary
UPC	783927017169.0
Finish Options	
 Black	
 Brushed Nickel	
 Champagne Bronze	



ALSO IN THIS FAMILY

