

SPECIFICATIONS

Certifications/Qualifications

www.kichler.com/warranty

Dimensions

Base Backplate	8.00 X 4.50
Extension	5.50"
Weight	5.10 LBS
Height from center of Wall opening (Spec Sheet)	6.50"
Height	8.75"
Width	23.00"

Light Source

Lamp Included	Not Included
Lamp Type	A19
Light Source	Incandescent
Max or Nominal Watt	100W
# of Bulbs/LED Modules	3
Socket Type	Medium
Socket Wire	150"

Mounting/Installation

Install Glass Up or Down	Yes
Interior/Exterior	Interior
Location Rating	CSA UL Listed Damp
Mounting Weight	2.10 LBS

FIXTURE ATTRIBUTES




Housing

Diffuser Description	Satin Etched
Primary Material	STEEL

Product/Ordering Information

SKU	5448CH
Finish	Chrome
Style	Contemporary
UPC	783927406901

Finish Options

-  Brushed Nickel
-  Chrome
-  Olde Bronze



ALSO IN THIS FAMILY



5448NI



3349NI



5449NI



5449CH



5447CH



5447NI