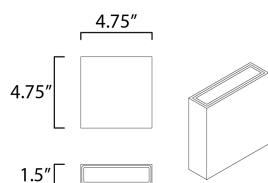


**PRODUCT DESCRIPTION**

Low profile LED up and down wall sconce which can be used interior or exterior are available in both Black and White. The flat face provides a place for numbers which makes these great for multi-family installations.



**MEASUREMENTS**

DIMENSION : 4.75" L x 4.75" W x 4.75" H x 1.5" Ext  
 BACK PLATE : 4.75" W x 1.25" H x 2.25" HCO  
 HANGING WEIGHT : 1.21 lb

**LAMPING**

INPUT VOLTAGE : 120V  
 LUMENS : 640 Rated (440 Del.)  
 BULB : 2 x 4W LED PCB Integrated , 8W Total  
 BULB INCLUDED : (Integrated)  
 DIMMABLE : Triac CL or ELV  
 CRI : 90+ CRI  
 COLOR\_TEMP : 3000K  
 LIGHTING\_DIRECTION : Up/Down

**FINISHES OPTION**

 Black  
 White

**MATERIAL**

Aluminum, Glass

**RATINGS**

cETLus  
 Wet Location  
 ADA

**ADDITIONAL**

INSTALL UP/DOWN: Up  
 RATED LIFE 50000 Hours  
 OPERATING TEMPERATURE:  
 -20°C (-4°F), 40°C (104°F)

Always consult a qualified electrician before installing any lighting product.



Contemporary  
 Lighting™

**WESTERN DISTRIBUTION CENTER (HEADQUARTER)**  
 253 NORTH VINELAND AVE | CITY OF INDUSTRY, CA 91746  
**EASTERN DISTRIBUTION CENTER**  
 4200 SHIRLEY DR. | ATLANTA, GA 30336  
 P. 626.956.4200 | F. 626.956.4225 | et2online.com