

**PRODUCT DESCRIPTION**

Both modern and industrial, the angular lines of these aluminum spun shades refresh a classic concept in a clean, contemporary execution. The shades - available in Brick, Black, and a Pale Gray powder coated finish, feature multiple joints and peaks in their form and at their bottom intentionally return inward. The shape at the bottom is not only attractive, but a cleverly conceived method to support a wire network of Black steel that forms a cage without visible hardware. Illuminated from within the spun metal shades in 3 varying sizes and shapes, the LED lamp provided shines light below and disperses through the wireway creating a beautiful radiating light pattern.




MEASUREMENTS

DIMENSION : 15.75" W x 19" H x 15.75" Ext
MAX OAH : 142.25" OAH
CANOPY : 4.75" W x 0.25" H x 4.75" L
HANGING WEIGHT : 6.9 lb

LAMPING

INPUT VOLTAGE : 120V
LUMENS : 900 Rated (650 Del.)
BULB : 1 x 9W LED E26 Medium , 9W Total
BULB INCLUDED : (Included)
CRI : 90 CRI
COLOR_TEMP : 3000K

FINISHES OPTION

 Black / Gold
 Brick/Black
 Gray / Black

MATERIAL

Alumimum, Steel

RATINGS

cETLus
Dry Location
JA8 Bulb In

**ADDITIONAL**

RATED LIFE 35000 Hours
OPERATING TEMPERATURE:
-20°C (-4°F), 40°C (104°F)

Always consult a qualified electrician before installing any lighting product.



Contemporary
Lighting™

WESTERN DISTRIBUTION CENTER (HEADQUARTER)
253 NORTH VINELAND AVE | CITY OF INDUSTRY, CA 91746

EASTERN DISTRIBUTION CENTER
4200 SHIRLEY DR. | ATLANTA, GA 30336

P. 626.956.4200 | F. 626.956.4225 | et2online.com