

CRYSTORAMA

1958


95 Cantiague Rock Road, Westbury, NY 11590 • toll free: 1.800.888.4470 fax: 516.931.1254 • info@crystorama.com • www.crystorama.com

MODEL #: JEN-2222-DB ASSEMBLY INSTRUCTIONS

WARNING:



Electrical Danger

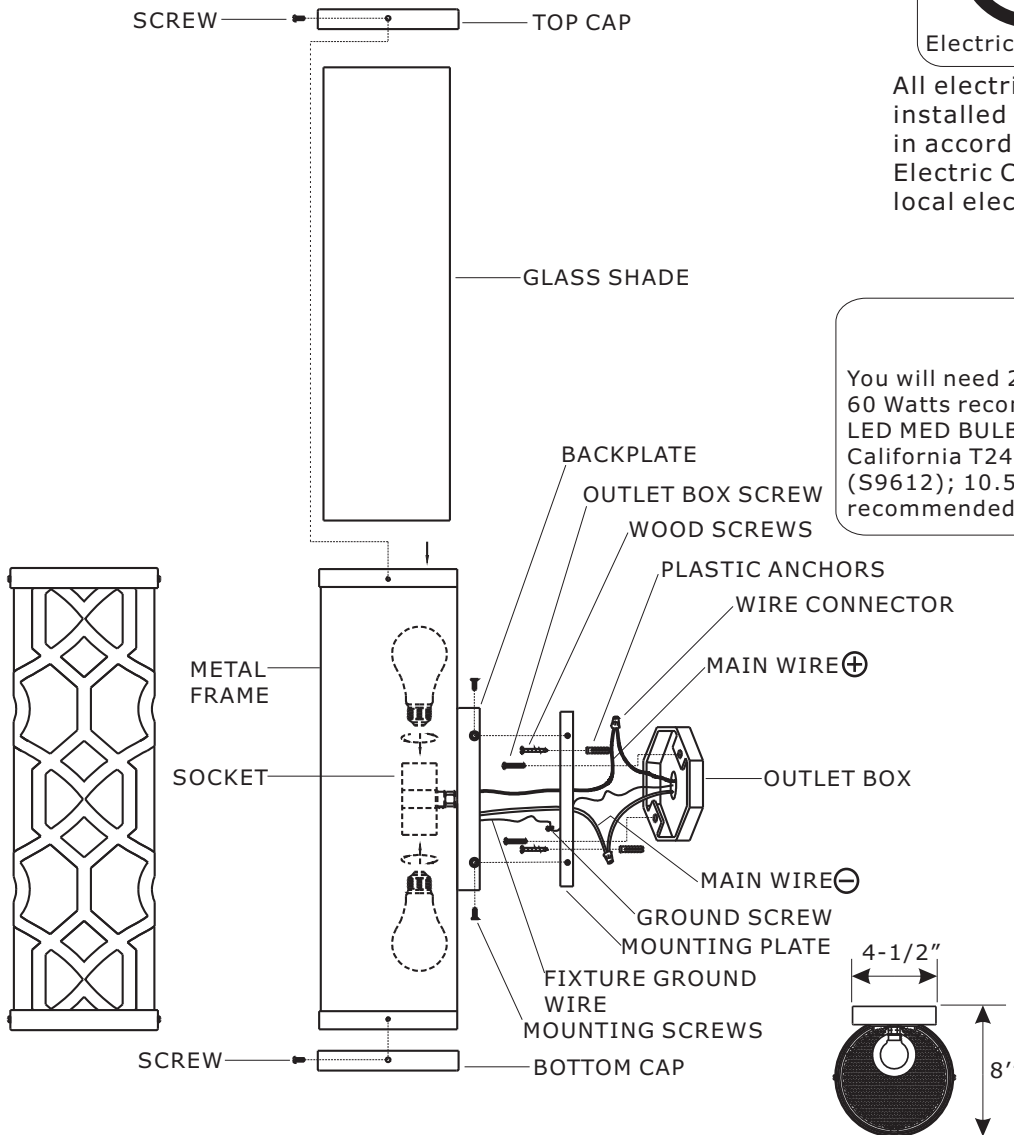


Turn Power off

All electrical components must be installed by a licensed electrician in accordance with the National Electric Code and the appropriate local electrical codes.

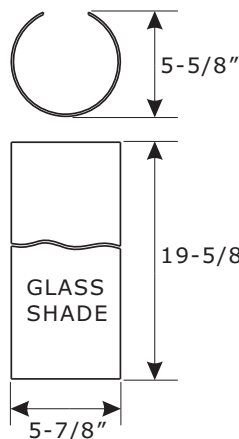
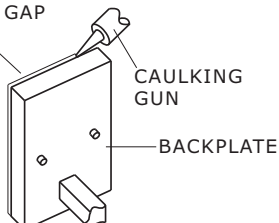


You will need 2 Incandescent bulbs 60 Watts recommended, USE 10.5 W LED MED BULBS FOR EXTENDED USE, California T24 JA8-2016 Qualified: Satco (S9612); 10.5 watt LED Medium Base recommended. Bulb not included

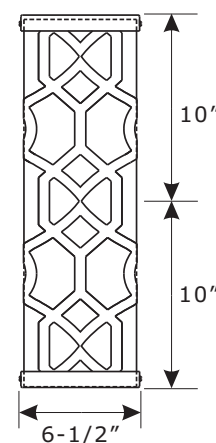


After securing fixture to the wall it is recommended that the gap between the wall and fixture backplate be sealed on the top and both sides, with a good quality waterproof caulk or silicone sealant (NOT INCLUDED)

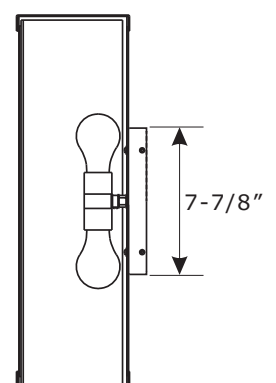
BEAD OF CAULK TO SEAL THE GAP



FRONT VIEW



SIDE VIEW



2017-09