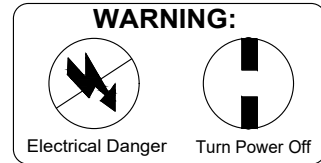
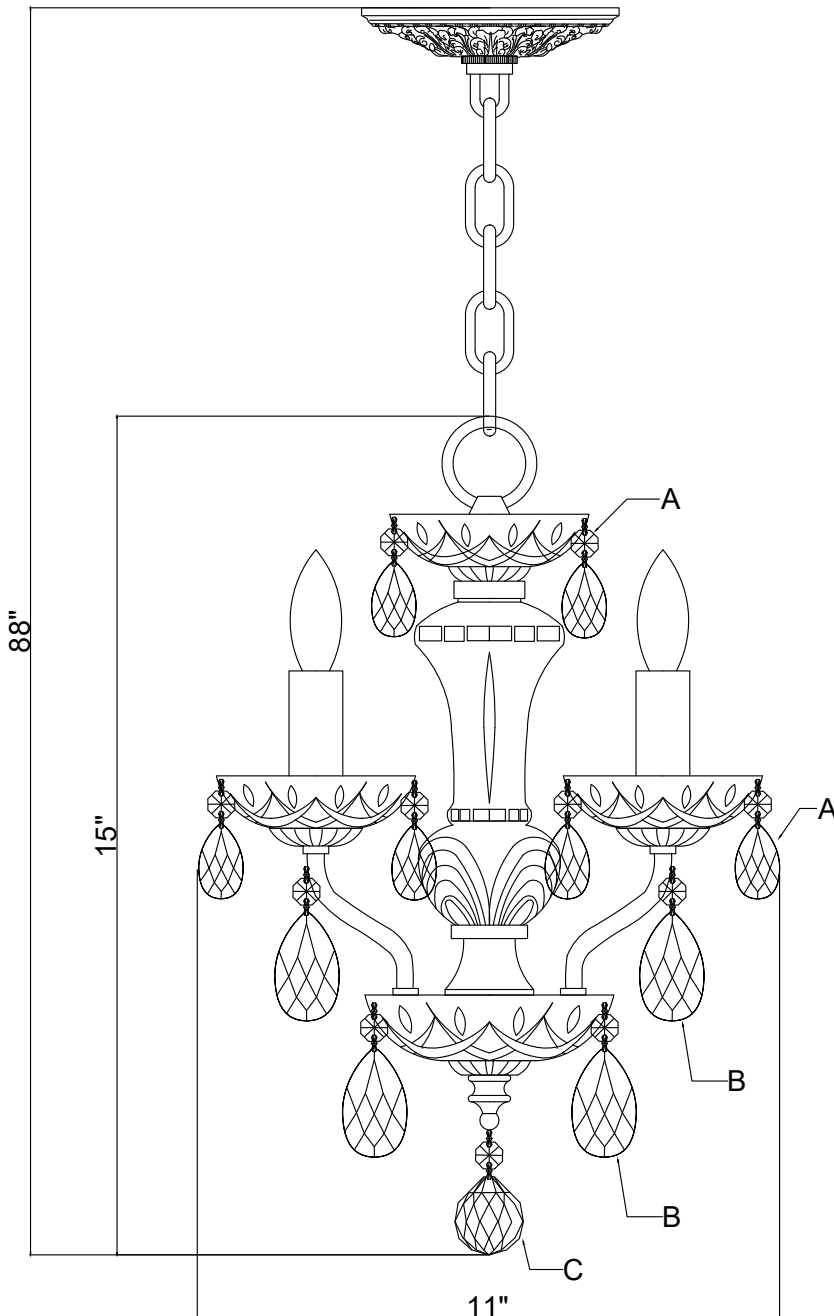


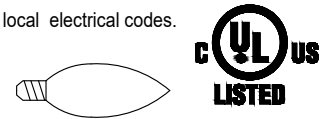
# CRYSTORAMA LIGHTING



## ASSEMBLY INSTRUCTION MODEL #5534-EB-CL-S



All electrical components must be installed by a licensed electrician in accordance with the National Electric Code and the appropriate local electrical codes.



You will need 4- Candelabra Base Bulb  
40 Watts recommended 60 Watts Max.  
USE LED BULBS FOR EXTENDED USE

The fixture is Damp rated

### HOW TO INSTALL:

Place the fixture parts on a soft cloth-covered platform before installation of fixture.

1. Place the metal cover, bottom bobèche, over the bottom column kit. Secure with the finial.
2. Screw the Center column kit onto the Bottom column kit.
3. Attach the mounting bar onto the outlet box.
4. Decide the desired hanging height and adjust the chain to the correct length.
5. Raise the fixture up and do the wire connection. Attach the canopy over the mounting bar and secure with collar ring.
6. Dress the crystals as illustrated.

### Crystal Sets

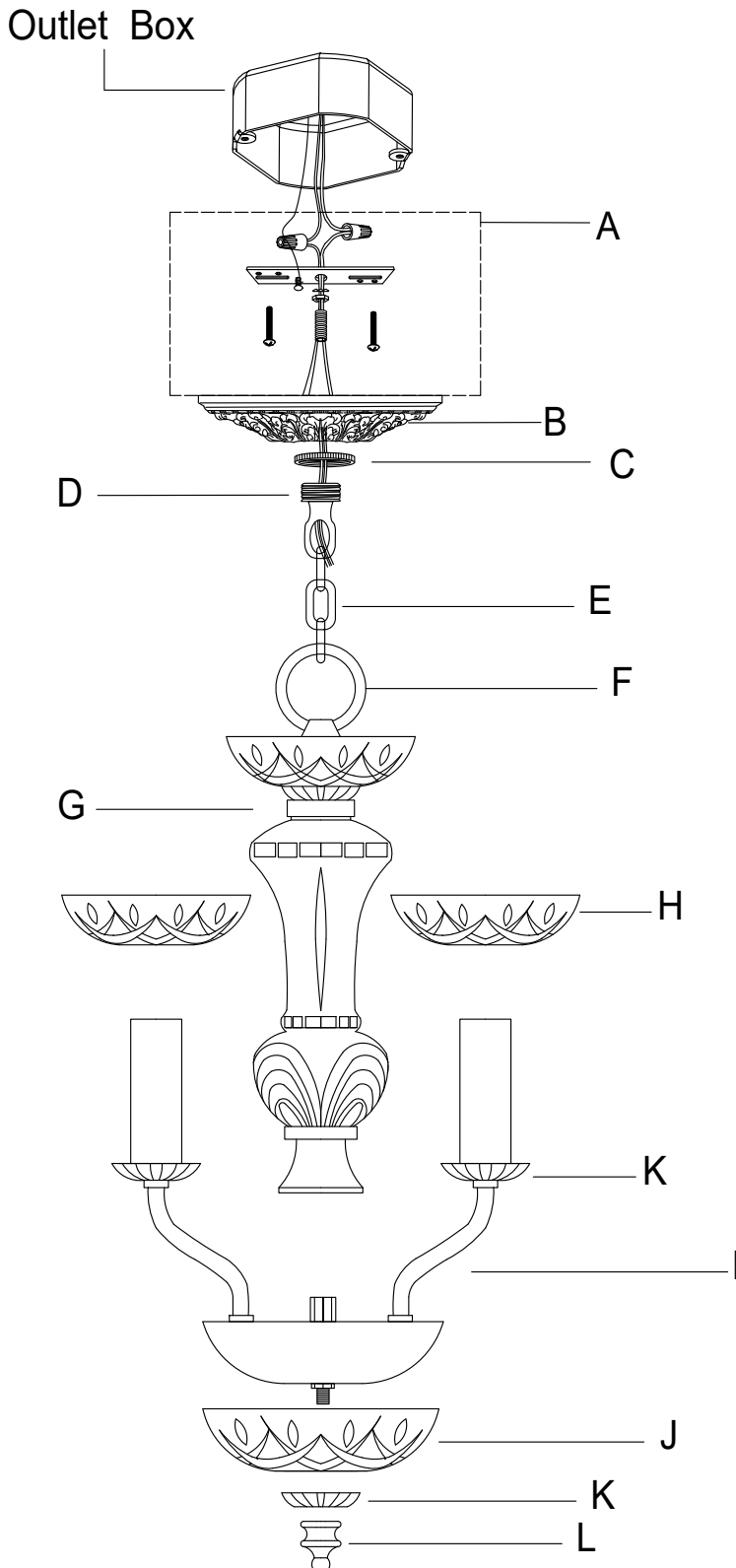
- A. 25 Sets. (1)14mm + AS9-1.5"
- B. 8 Sets. (1)14mm+AS9-2"
- C. 1 Sets. (1)14mm + (1)30mm Ball

**WARNING:** This product can expose you to Lead, which is known to the State of California to cause cancer and/or birth defects or reproductive harm. For more information go to [www.p65warnings.ca.gov](http://www.p65warnings.ca.gov)

# CRYSTORAMA LIGHTING



ASSEMBLY INSTRUCTION MODEL #5534-EB-CL-S



## Part Number

### Part Numbers

- A. (1)-Mounting hardware
  - Wire connector ×2.
  - Mounting bar ×1.
  - Lock washer ×1.
  - Hex nut ×1.
  - Nipple ×1.
  - Screw ×2.
- B. (1)-Canopy (W5"xH1")
- C. (1)-Collar Ring
- D. (1)-Collar Loop
- E. (1)-Chain (4mmx72")
- F. (1)-Center Column Kit Loop
- G. (1)-Center Column Kit
  - Top Glass Bowl ; Ø4", 5-pin, 28mm center hole.
  - Glass Vase; H7.3"
  - Metal cover ; Ø1.7" x1.
  - Metal cap ; Ø1.7" x 2.
  - Metal cup ; Ø1.85" x1.
- H. (4)-Bobèche ; Ø4", 5-pin,28mm center hole.
- I. (1)-Bottom Column Kit
  - PVC candle sleeve ; H3.25", Ø0.85" x4.
  - Arm x4.
  - Metal plate ; Ø4" ; with 5 x Ø10.3mm holes.
  - Metal bowl ; Ø4"
- J. (1)-Bottom Bobèche ; Ø5", 4-pin,24mm center hole.
- K. (5)-Metal Cover ; Ø1.7"
- L. (1)-Finial