


# COBALT SMART-HEAT™ ELECTRIC




## KEY FEATURES

- ▶ **Industrial Design:** Crafted with high-quality quartz heating elements and robust 304-grade stainless steel construction
- ▶ **Powerful Electric Heat:** Available in 4000W and 6000W models for powerful heating up to 144ft<sup>2</sup>
- ▶ **Adjustable Mounting Options:** Supports wall and ceiling installations, providing versatility to suit various space requirements
- ▶ **Directional Heating:** Adjustable bracket system allows for precise heat direction, optimizing comfort for specific seating or lounge areas

## MODEL OPTIONS

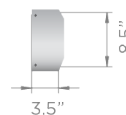
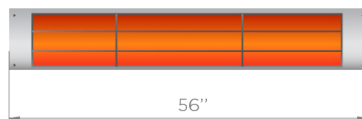
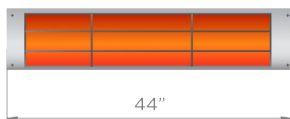


4000W



6000W

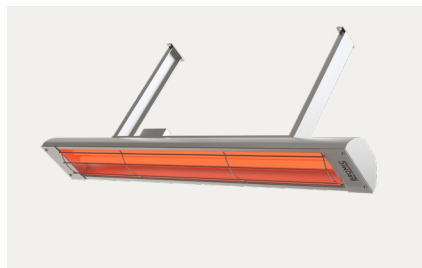
## DIMENSIONS



## MOUNTING OPTIONS



Wall Mounted




Ceiling Mounted

Discover more about *Cobalt Smart-Heat™ Electric*

Learn more at [bromic.com](http://bromic.com)

**BROMIC**  
HEATING



## SPECIFICATIONS

PRODUCT NUMBER	WATTAGE	HEAT AREA	WEIGHT	RATED CURRENT	MINIMUM FLOOR CLEARANCE	APPROVAL CERTIFICATION	IP RATING	CONTROL OPTIONS
BH0610003 BH0610007	4000W	130ft <sup>2</sup>	19.8lbs.	230-240V/16.6A 208V/18.75A	WALL 6' CEILING 8'	INTERTEK ETL / cETL 4005951	IPX4	Affinity On/Off Affinity Dimmer Manual Wall Switch
BH0610004 BH0610008	6000W	160ft <sup>2</sup>	22lbs.	230-240V/25A 208V/28.4A				

## CLEARANCES

INCLUDED 9.5" POLE MOUNT

