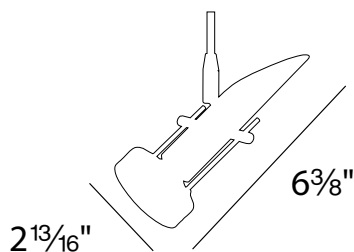


MERLIN – model: 185

Low Voltage Quick Connect™ Luminaire

WAC LIGHTING
Responsible Lighting®



Fixture Type:

Catalog Number:

Project:

Location:

PRODUCT DESCRIPTION

Low voltage track head for Quick Connect systems. Compatible systems include Solorail™, Flexrail™, Duorail™, Monopoint & Multipoint, Standard Track, and Linear Track.

FEATURES

- Additional extensions are available up to 48"
- 360° horizontal rotation and 90° vertical adjustment
- Machined brass construction

SPECIFICATIONS

Construction: All machined brass with sliding lens retaining cap. The two arms of the attached to the lens retaining cap are held by two decorative screws. Clear lens supplied.

Lamping: Accepts 12V LED MR16, Halogen MR16 lamps up to 50W max (order lamp separately).

Finish: Available in Brushed Nickel (BN).

Standards: UL & CUL Listed.

ORDER NUMBER

Model #	Extension	Finish
QF-185	X3 3"	BN Brushed Nickel

QF-185 **X3** – **BN**

Example: QF-185X3-BN

LENSES & ACCESSORIES (ORDER SEPARATELY)

Model #	Finish	Model #
Color Lens LENS-16	AMB Amber	LENS-16-UVF UV Filter Lens
	BLU Blue	LENS-16-FR Frosted Lens
	GRN Green	LENS-16-SPR Spread Lens
	RED Red	LENS-16-BEL Beam Elongating
	YEL Yellow	LENS-16-HCL Honeycomb Louver

LED MR16 (ORDER SEPARATELY)

Model #	Finish
MR16LED-BAB	BK Black WT White

FIXTURE EXTENSIONS (ORDER SEPARATELY)

Q-X18 18"	BN Brushed Nickel DB Dark Bronze
Q-X24 24"	
Q-X36 36"	
Q-X48 48"	

ADAPTERS (ORDER SEPARATELY)

System	Model #	Finish
Solorail™	LM-QADP	BN, DB
Duorail™	LM2-QADP	BN, DB
Flexrail™	HM1-EN50	DB, PT
L Track	EN-LQ50AR	BK, BN, WT
H Track	EN-HQ50AR	BK, BN, DB, WT
J Track	EN-JQ50AR	BK, BN, WT

See Next Page for Canopy Options

WAC Lighting
www.waclighting.com
Phone (800) 526.2588 • Fax (800) 526.2585

Headquarters/Eastern Distribution Center
44 Harbor Park Drive • Port Washington, NY 11050
Phone (516) 515.5000 • Fax (516) 515.5050


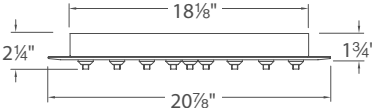

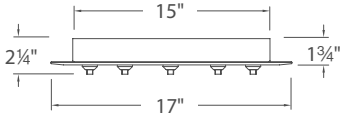

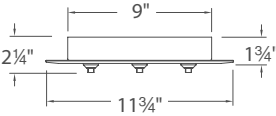

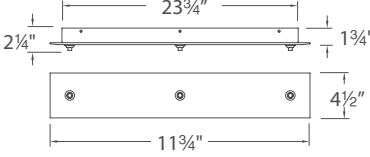

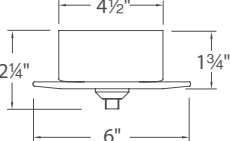
Western Distribution Center
1750 Archibald Avenue • Ontario, CA 91760
Phone (800) 526.2588 • Fax (800) 526.2585

MERLIN – model: 185

Monopoint & Multipoint Canopy Options


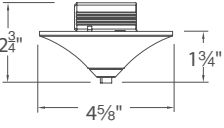

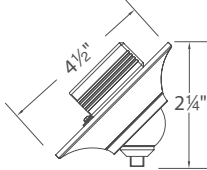
Mirror Glass Multipoint Canopies (Integral Transformers)

- 1W minimum load
- 60W Integral electronic transformer for each drop
- Smooth and continuous ELV dimming

			Model	Finish
12-Point Mirrored Canopy Round			QMP-G12RN	MR <i>Mirror</i>
6-Point Mirrored Canopy Round			QMP-G6RN	
3-Point Mirrored Canopy Round			QMP-G3RN	
3-Point Mirrored Canopy Rectangular			QMP-G3RE	
1-Point Mirrored Canopy Round			QMP-G1RN	

Monopoint Canopies (Integral Transformers)

- 1W minimum load required
- 60W Integral electronic transformer
- Smooth and continuous ELV dimming
- For use with a 4" junction box; includes optional collar for shallow junction box

			Model	Finish
Adapter Canopy			QMP-60ERN	BN <i>Brushed Nickel</i> CH <i>Chrome</i> DB <i>Dark Bronze</i>
Sloped Ceiling Canopy			QMP-S60ERN	BN <i>Brushed Nickel</i> CH <i>Chrome</i> DB <i>Dark Bronze</i>

• Swivels up to 45° in either direction and will accept all WAC Lighting Quick Connect™ pendants and fixtures
• For use with a 4" junction box; includes collar for shallow junction box


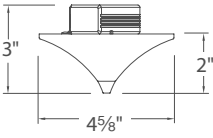
Example: **QMP-60ERN-BN**

MERLIN – model: 185

Monopoint Canopy Options


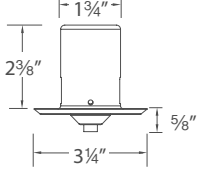

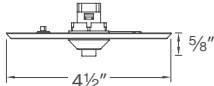

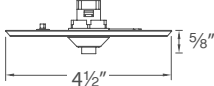
Quick Adjust™ Monopoint Canopies (Integral Transformers)

- 1W minimum load required
- 60W Integral electronic transformer
- Smooth and continuous ELV dimming

		Model	Finish
<p>Quick Adjust™ Pendant Canopy</p>   <ul style="list-style-type: none"> • UL & CUL Listed • Adjustable pendants can be raised/lowered after installation • For use with a 4" junction box; includes collar for shallow junction box 		MP-60E	BN <i>Brushed Nickel</i> CH <i>Chrome</i> DB <i>Dark Bronze</i>

Monopoint Canopies (Remote Transformers Required)

- Order remote transformer separately
- No visible hardware

		Model	Finish
<p>Miniature Round Canopy with Wiring Compartment</p>   <ul style="list-style-type: none"> • The recessed "housing" is a wiring compartment with one knock-out that accepts trade size connectors • The housing is installed in the cutout hole and then the faceplate is attached 		QMP-MI-TR	BN <i>Brushed Nickel</i> CH <i>Chrome</i> DB <i>Dark Bronze</i>
<p>Round Canopy for Junction Box</p>   <ul style="list-style-type: none"> • Mounts over a standard 4" junction box • Base plate covers junction box opening, the canopy attaches to base plate with a metal nut 		QMP-1RN-TR	BN <i>Brushed Nickel</i> CH <i>Chrome</i> DB <i>Dark Bronze</i> WT <i>White</i>
<p>Square Canopy For Junction Box</p>   <ul style="list-style-type: none"> • Mounts over a standard 4" junction box • Base plate covers junction box opening, the canopy attaches to base plate with metal nut 		QMP-1SQ-TR	BN <i>Brushed Nickel</i> CH <i>Chrome</i> DB <i>Dark Bronze</i>

Example: **MP-60E-1-CH**