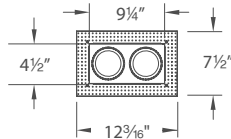
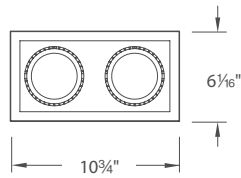


MT-4LD216 - 2 Lights

4" LED Precision Multiples Energy Star®

WAC LIGHTING

Responsible Lighting®



Invisible Trim™

Fixture Type:

Catalog Number:

Project: _____

Location: _____

PRODUCT DESCRIPTION

Retractable spot lights adjustable up to 90° from vertical

FEATURES

- Energy Star® rated
- Non-IC rated housings
- Invisible Trim™ is designed to sit flush with the ceiling for a clean, architectural look
- Spot and Flood beam spreads
- 90° vertical adjustment and 350° horizontal rotation
- Accepts one replacement lens
- 50,000 hour rated life
- 5 year WAC Lighting product warranty

FIXTURE PERFORMANCE

Model	Beam	Color Temp	Watts	Lumens	Efficacy	CRI
MT-4LD216N-S927	20°	2700K	27W	1580	59 Lm/W	90
MT-4LD216N-F927	40°			1570	58 Lm/W	
MT-4LD216N-S27	20°	2700K	32W	1840	58 Lm/W	85
MT-4LD216N-F27	40°			1810	57 Lm/W	
MT-4LD216N-S930	20°	3000K	27W	1630	60 Lm/W	90
MT-4LD216N-F930	40°			1600	59 Lm/W	
MT-4LD216N-S30	20°	3000K	32W	1920	60 Lm/W	85
MT-4LD216N-F30	40°			1880	59 Lm/W	
MT-4LD216N-S35	20°	3500K	32W	1950	61 Lm/W	85
MT-4LD216N-F35	40°			1920	60 Lm/W	
MT-4LD216N-S40	20°	4000K	32W	2200	69 Lm/W	85
MT-4LD216N-F40	40°			2160	68 Lm/W	

SPECIFICATIONS

Construction: Die-cast aluminum heat sink painted black. Trim, housing and junction box are 20 gauge steel. Frame and hanger bars are heavy gauge galvanized steel.

J-Box: Seven knockouts and four Romex® style wiring connectors provided for ease of installation. Rated for branch wiring.

Driver: Universal (120V - 277V)

Light Source: High output LED (included with housing)

Dimming: 0-10V dimmer. Dim from 100%-10%

Mounting: Supplied with hanger bars, adjustable from 14 1/2"-25" to accommodate various joist construction and grid sizes. Hanger bars include a captive mounting "screw-nail" for ease of installation. Accommodates surface up to 1" thick. 9 3/4" x 5 1/8" cutout with trim, 9 3/4" x 5 1/8" cutout for Invisible Trim™. See instruction sheet for details on installation using spackle ring.

Finish: Abrasion resistant powder coat paint in Black (BK).

Standards: ETL & cETL listed.

Lenses

Color	
AMB	Amber
BLU	Blue
GRN	Green
RED	Red
YEL	Yellow

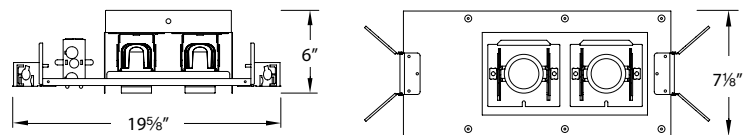
LENS-16	Colored Lens
LENS-16-UVF	UV Filter Lens
LENS-16-FR	Frosted Lens
LENS-16-SPR	Spread Lens
LENS-16-BEL	Beam Elongating Lens

HOUSING ORDER NUMBER

Model	Beam	Color Temp	Rated	Finish	
MT-4LD216N	S 20°	927	2700K (90 CRI)	Non-IC	BK Black
		27	2700K		
	F 40°	930	3000K (90 CRI)		
		30	3000K		
		35	3500K		
		40	4000K		

MT-4LD216N - - - **BK**

Example: MT-4LD216N-S27-BK



TRIM ORDER NUMBER

Trim

MT-4LD216T-WT

Invisible Trim™

MT-4LD216TL-WT

WAC Lighting

www.waclighting.com

Phone (800) 526.2588 • Fax (800) 526.2585

Headquarters/Eastern Distribution Center

44 Harbor Park Drive • Port Washington, NY 11050

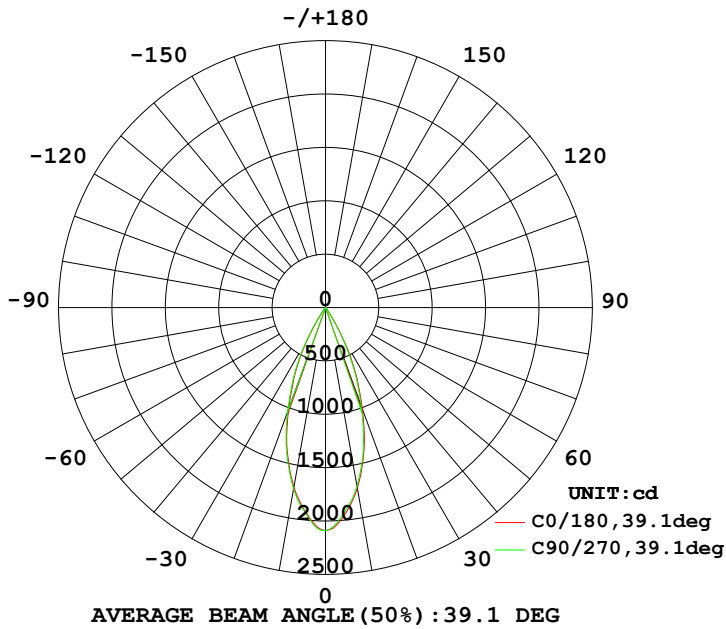
Phone (516) 515.5000 • Fax (516) 515.5050

Western Distribution Center

1750 Archibald Avenue • Ontario, CA 91760

Phone (800) 526.2588 • Fax (800) 526.2585

40° Flood Beam Angle



20° Spot Beam Angle

