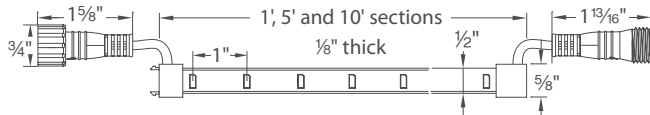


# InvisiLED® Pro Outdoor

## 24V Outdoor LED Tape Light

WAC LIGHTING

Responsible Lighting®



Fixture Type:

Catalog Number:

Project:

Location:

### PRODUCT DESCRIPTION

Pro Outdoor is great for any and all outdoor accent lighting applications. Double insulated silicon encasement and distinct electrical and mechanical junctions make for a superior watertight custom system.

### FEATURES

- IP-68 rated, allows for submersion up to five feet
- Power supply is UL and CUL listed
- Wet location listed
- Ultra thin profile at 1/8"
- Diodes spaced evenly at 1" on center
- Minimum run length of 1' and maximum of 28'
- May be field cut every 6" and at the end of a run
- Unique tape section connections ensure even LED spacing and no dark spots
- Four mounting options provided for different surfaces
- 80,000 hour rated life
- 5 year WAC Lighting product warranty

### SPECIFICATIONS

**Construction:** Flexible, silicone sealed tape light.  
Indicating marks on back for field cutting

**Power Supply:** Remote electronic Class 2 transformer.  
120VAC 50/60Hz input, 24VDC 100W output.

**Light Source:** 12 LED diodes per foot. Runs on 24V at 3.5W per foot.

**Operating Temperature:** -4°F – 122°F (-20°C – 50°C), relative humidity 95%.

**Standards:** UL & CUL Listed. UL (E204239) wet location certified.

### FIXTURE PERFORMANCE

Color	Color Temp	Watts/ft	Lumens/ft
White	3500K	3.5	220

### POWER SUPPLY

**EN-O24100-RB2-T** 24VDC/100W Class 2 LED transformer

### TAPE LIGHT ACCESSORIES

<b>LED-TO24-IC</b>	Joiner cables
<b>LED-TO24-X</b>	4 way "X" connector
<b>LED-TO24-Y</b>	3 way "Y" connector
<b>LED-TO24-EC</b>	End cap
<b>LED-TO24-C1</b>	Mounting clip 1 (10 per pack)
<b>LED-TO24-C2</b>	Mounting clip 2 (10 per pack)
<b>LED-TO24-C3</b>	Mounting clip 3 (10 per pack)
<b>LED-TO24-CH</b>	Clear channel

**For full descriptions and specs of Power Supply and Accessories see next page.**

### ORDER NUMBER

Model #	Length	Color				
<b>LED-TO2435</b>	<b>1</b>	1 foot	<b>WT</b>	White	3500K	3.5W / ft
	<b>5</b>	5 feet				
	<b>10</b>	10 feet				

Model #                      Length                      Color  
**LED-TO2435** –  –

Example: **LED-TO2435-1-WT**


WAC Lighting  
www.waclighting.com  
Phone (800) 526.2588 • Fax (800) 526.2585









Headquarters/Eastern Distribution Center  
44 Harbor Park Drive • Port Washington, NY 11050  
Phone (516) 515.5000 • Fax (516) 515.5050

Western Distribution Center  
1750 Archibald Avenue • Ontario, CA 91760  
Phone (800) 526.2588 • Fax (800) 526.2585

# InvisiLED® Pro Outdoor

## Power Supplies and Accessories

POWER SUPPLY		Model #	Input	Output	Dimensions	Description
Remote Class 2 DC Transformer		<b>EN-O24100-RB2-T</b>	120V-277V AC	24V DC/96W	11 <sup>7</sup> / <sub>16</sub> " x 4 <sup>1</sup> / <sub>8</sub> " x 1 <sup>15</sup> / <sub>16</sub> "	6' lead wire included. Requires a minimum load of 1W. Max run 100W: 40'

TAPE LIGHT ACCESSORIES		Model #	Dimensions	Description
Joiner Cable		<b>LED-TO24-IC6</b> <b>LED-TO24-IC12</b> <b>LED-TO24-IC72</b> <b>LED-TO24-IC120</b>	6" 12" 72" 120"	Connects two sections of InvisiLED® Classic Outdoor.
4-Way "X" Connector		<b>LED-TO24-X</b>	wires: 5" each connectors: 3/4" each	"X" connector has one male and three female connectors and can be used to easily customize your design layout.
3-Way "Y" Connector		<b>LED-TO24-Y</b>	wires: 5" each connectors: 3/4" each	"Y" connector has one male and two female connectors and can be used to easily customize your design layout.
End cap		<b>LED-TO24-EC</b>	5/8" x 5/8" x 3/8"	Use to terminate every run to protect against contaminants. Seal cut end with silicone after adding end cap.
Mounting Clip 1 (10 pack)		<b>LED-TO24-C1</b>	1 1/8" x 3/8" x 1/4"	For installation on non-flat surfaces where there is no edge contact. 2 clips per ft are recommended for straight runs.
Mounting Clip 2 (10 pack)		<b>LED-TO24-C2</b>	7/8" x 3/8" x 1/4"	For installation on non-flat surfaces, allows for contact on one edge. 2 clips per ft are recommended for straight runs.
Mounting Clip 3 (10 pack)		<b>LED-TO24-C3</b>	5/8" x 5/8" x 1/4"	For installation on non-flat surfaces, allows for contact on both edges. 2 clips per ft are recommended for straight runs.
Clear Channel		<b>LED-TO24-CH1</b> <b>LED-TO24-CH5</b>	12" x 5/8" x 1/4" 60" x 5/8" x 1/4"	Rigid, non-flexible channel for mounting to a straight, solid surface.