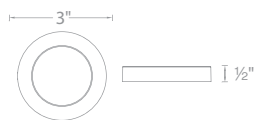


HR-LED90

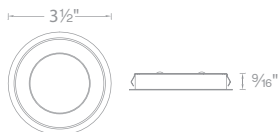
HR90 LED Button Light

WAC LIGHTING

Responsible Lighting®



Surface mounted



Recessed

Fixture Type:

Catalog Number:

Project:

Location:

PRODUCT DESCRIPTION

Designed for recessed or surface mounted installations, delivering strong light output with the latest in LED technology.

FEATURES

- Energy Star® rated
- CEC Title24 Compliant
- Can be surface mounted or recessed
- Super thin profile at 1/2"
- Edge-lit LEDs reduce glare and assure even light distribution
- Anti-microbial white paint
- Includes 72" pre-installed lead wire
- 100,000 hour rated life
- 5 year WAC Lighting product warranty

SPECIFICATIONS

Construction: Die-cast aluminum fixture, stamped steel housing for surface mount. Beam spread lens.

Power: Class 2, 24V remote and plug-in transformers allow for up to 10 button lights to be wired together. Use a multiple terminal block to wire up to 6 fixtures in a neat under cabinet installation without the use of open splices (see below).

Light Source: 2700K or 3000K mid-power LEDs. CRI 90

Dimming: May be dimmed down to 5% with an electronic low voltage (ELV) dimmer. Compatible with LUTRON DVELV-300 and SELV-300 (ELV) dimmer.

Mounting: *Recessed*– 3 1/4" cutout hole. Compression springs hold fixture firmly in place. *Surface*– Screw mounting plate to surface, snap the fixture onto the mounting plate. **Not recommended for use in ceiling.**

Finish: Black (BK), Brushed Nickel (BN), Dark Bronze (DB) and White (WT) Anti-microbial paint.

Standards: ETL and cETL Listed. Energy Star Rated. CEC Title 24 Compliant

ORDER NUMBER

	Color Temp	Finish	Power	Lumens
HR-LED90	27	2700K	5W*	200
	30	3000K		
	BK	Black		
	WT	White		
		BN	Brushed Nickel	
		DB	Dark Bronze	

*Power consumption may vary depending on the efficiency of the power supply being used.



Example: **HR-LED90-27-BK**

- Minimizes wiring back to transformer
- Minimal voltage drop, power supplied using a variable current
- If one fixture goes out the rest remain on

CLASS 2 ELECTRONIC TRANSFORMERS

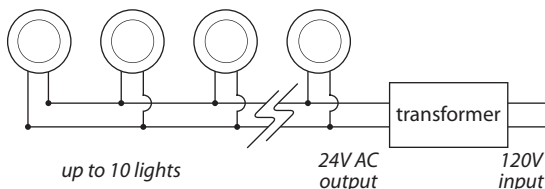
Type	Model	Dim	Input	Output	Power Up To	Dimensions
Remote	EN-2460-RB2	Yes	120V	24V AC/60W	7 × LED90	6½" × 1½" × 1¼"
	EN-24100-RB2			24V AC/96W	10 × LED90	6½" × 1½" × 1¼"
Plug-In	EN-2460-P-AR	Yes	120V	24V AC/60W	7 × LED90	2¾" X 1½" X 1¾"

Includes 6' cord and 5 SL-WC-1 clips.

MULTIPLE TERMINAL BLOCK

Model #	Dimensions
MTB-01	L: 3¼" W: 1¾" H: 7/8"

12.5A max accommodates up to 6 output connections for 14 AWG wires.



WAC Lighting

www.waclighting.com
Phone (800) 526.2588 • Fax (800) 526.2585

Headquarters/Eastern Distribution Center

44 Harbor Park Drive • Port Washington, NY 11050
Phone (516) 515.5000 • Fax (516) 515.5050

Western Distribution Center

1750 Archibald Avenue • Ontario, CA 91760
Phone (800) 526.2588 • Fax (800) 526.2585