



GENERAL PRODUCT INFORMATION:

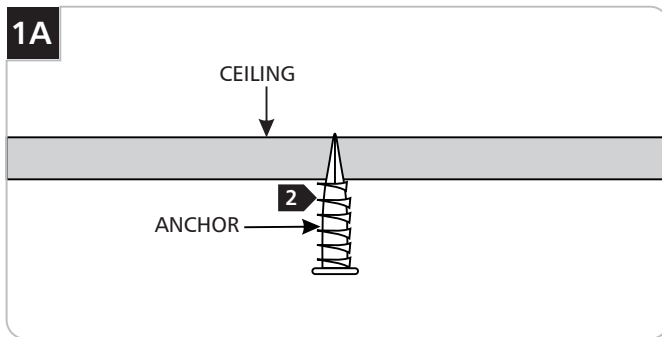


This product is suitable for indoor dry locations only.

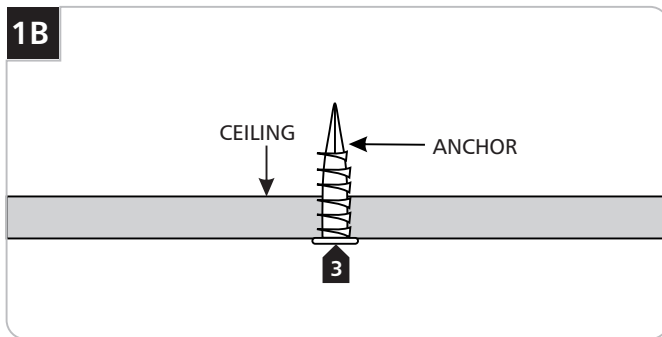
This product is for ceiling mount only and must be mounted in the center, between the Kable Lite cables.



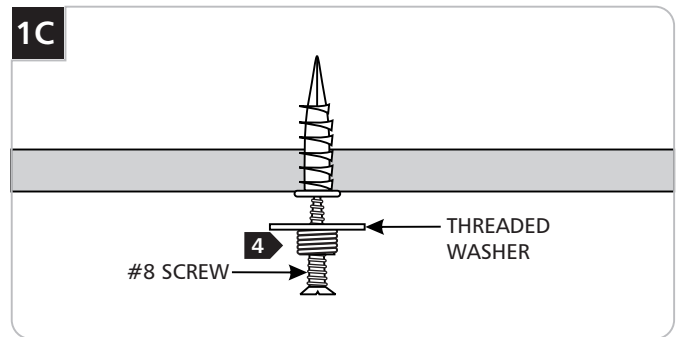
Install the Hardware



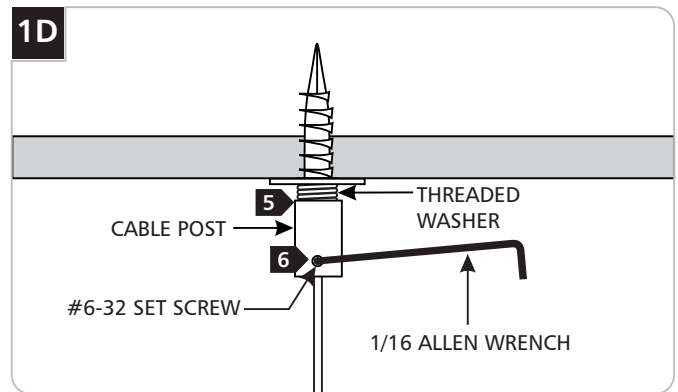
- 1 Select and mark the points on the ceiling where the adjustable standoffs are going to be mounted.
- 2 With a hammer tap the anchor at the marked point into the ceiling up to the threaded portion.



- 3 Screw the anchor in the rest of the way with a Phillips screwdriver.



- 4 Attach the threaded washer to the anchor with the #8 screw.

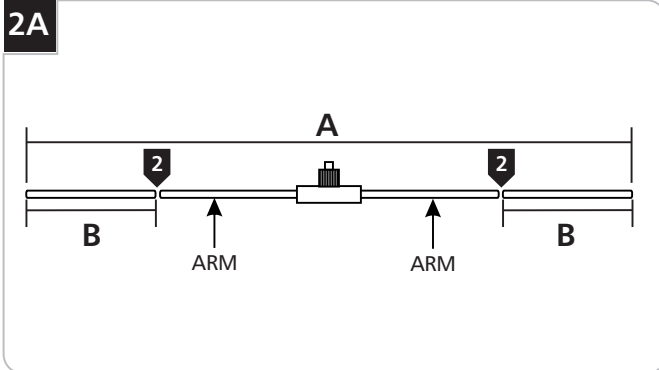


- 5 Screw the cable post all the way onto the threaded washer.
- 6 Insert the air craft cable into the cable post and tighten the #6-32 set screw with the provided 1/16 Allen wrench.

Resize the Standoff (If Necessary)

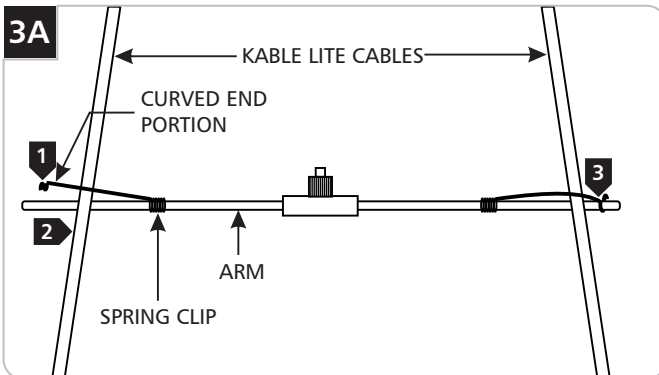
KABLE LITE CABLE SEPARATION	OVERALL STANDOFF LENGTH (A)	AMOUNT TO CUT FROM EACH ARM (B)
12"	13-1/4"	0"
8"	9-1/4"	2"
5-1/2"	6-3/4"	3-1/4"
3-1/2"	4-3/4"	4-1/4"

2A



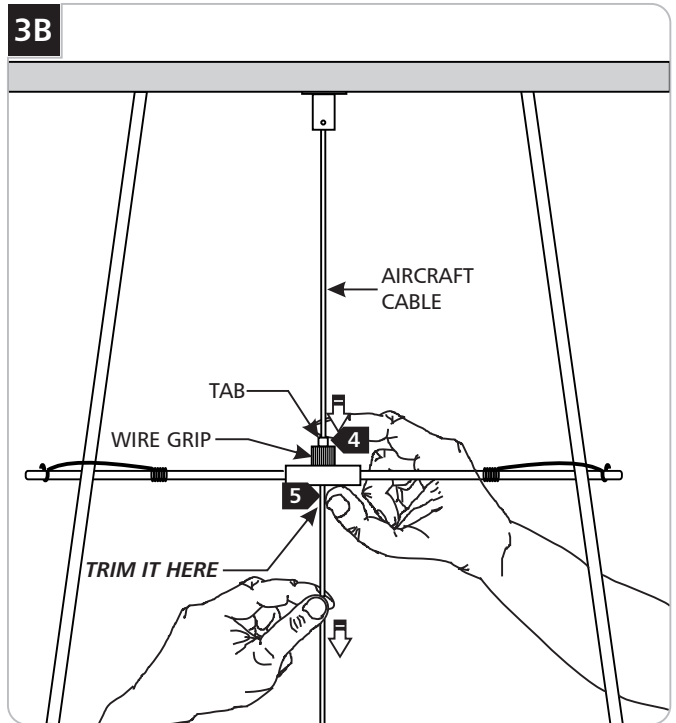
- 1 To cut the adjustable standoff arms refer to the chart above to determine the amount (B) that needs to be cut from each end.
- 2 Cut the adjustable standoff arms with a sharp cutter or a hacksaw.

Install the Adjustable Standoff



- 1 Unsnap the spring clips from the adjustable standoff arms.
- 2 Place the adjustable standoff arms on to the Kable Lite cables.
- 3 Wrap the spring clip over the arm and snap the curved end portion into the arm.

3B



- 4 Push the tab down on the wire grip and feed the aircraft cable through. Pull the aircraft cable from the other end and adjust the standoff height. Release the tab. Repeat this step for all adjustable standoffs.
- 5 After installing the fixtures and readjusting the standoff heights, trim the excess aircraft cable for a nice and neat look.

SAVE THESE INSTRUCTIONS!



TECH LIGHTING®

7400 Linder Ave, Skokie, IL 60077

847.410.4400

www.techlighting.com

© 2008 Tech Lighting, L.L.C. All rights reserved. The "Tech Lighting" graphic is a registered trademark of Tech Lighting, L.L.C. Tech Lighting reserves the right to change specifications for product improvements without notification.
A Generation Brands Company