

NUTP8 Series

24V High Output Amber LED Tape Light

Source: 4.1W/ft. LED
350lm/ft.

Type

Project

Catalog No.

Notes

PRODUCT DESCRIPTION

High Output LED Tape Light has three times the light output of our standard tape, and is a perfect solution for your LED linear lighting needs. Very low profile High Output LED Tape is great for use in cove lighting, architectural enhancements, under cabinet or many more discreet locations.

FEATURES

- Available in 10' roll, 12" section, and 4" section
- 24V DC system
- 350 lumens per foot
- 5 available colors: Blue, Green, Red, Yellow, Cool White (4200K, 5000K) or Warm White (3000K)
- Separable every 12", easily disconnected and connected without soldering
- Field cuttable every 4" or 6 LEDs
- Easy to install; pre-applied 3M™ tape or 15 acrylic mounting clips (included with roll)
- No soldering or additional wiring is required

INCLUDED WITH EVERY 10' ROLL

(1) 10' Tape Light Roll with 12" separable sections, (15) Acrylic Mounting Clips with screws [NATHR-680], and (1) 12" Power Line Interconnector [NAHO-609].

SPECIFICATION

Construction: The silicone encapsulated tape can be cut every 4" or 6 LEDs at marked intervals. Cutting does not effect circuit (shrink wrap tube included for concealment). LED Tape Light is also separable every 12", each connection has pre-installed shrink wrap around power connections to ensure listing. Simply slice the clear shrink wrap at each electrical connection, and separate pieces. This eliminates soldering when using partial rolls. Each roll or kit comes with 12" power line connector [NAHO-609].

Mounting: Each Tape Light includes pre-applied 3M™ adhesive tape for simple installation. Optional channels and clear acrylic clips are available.

LIMITATIONS

- Not rated or warranted for enclosed applications, only approved channels
- Tape light and most accessories are not rated for in-wall installation (NATL-W16-2 is rated for in-wall installations)
- Do not install in where LED chips are exposed to direct sunlight, as damage to the phosphor will occur

ELECTRICAL

Input Voltage: 24V

Light Source: 18 High Output LEDs per foot

Lumens / Wattage: 350lm / 4.1W per foot

Color Temperature: Blue, Green, Red, Yellow, 3000K, 4200K or 5000K

CRI: 80 CRI

Operating Temp.: -25°C to 45°C

Dimming: Dimmable with Dimmable LED Driver

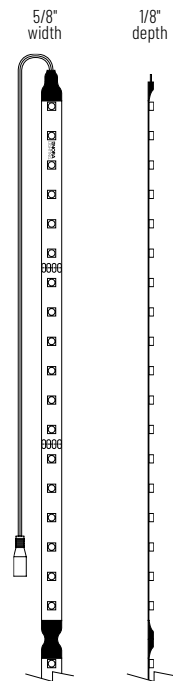

Maximum Run Length: 10'

LABELS AND LISTINGS

- cULus Listed for Damp Location
- IP44 rated
- 3-Year Limited Warranty



PRODUCT IMAGES & DIMENSIONS



24V High Output Amber LED Tape Light

Length / Finish	CCT / CRI	Section Length
NUTP8-10LED = 10' Roll / Amber finish	30 = 3000K / 80 CRI	(blank) = 10' Roll
	42 = 4200K / 80 CRI	
	50 = 5000K / 80 CRI	
	B = Blue	
	G = Green	
	Y = Yellow (Amber)	
NUTP8-LED = Section / Amber finish	30 = 3000K / 80 CRI	/4 = 4" Section
	42 = 4200K / 80 CRI	/12 = 12" Section
	50 = 5000K / 80 CRI (12" only)	
	B = Blue (12" only)	
	G = Green	
	R = Red	
	Y = Yellow (Amber)	

Example: **NUTP8-LED50/12** = 12" 24V High Output Amber LED Tape Light, 5000K / 80 CRI

NUTP8 Series

24V High Output LED Tape Light Accessories

Type

Project

Catalog No.

Notes



"Y" Splitter Cable

NAHO-600W

Allows splitting the Tape Light from a run or driver, into two separate runs.



X-Splitter Cable

NAHO-601W

Allows splitting the Tape Light from a run or driver, into three separate runs.



Interconnection Cable

NAHO-602W

2" Cable

NAHO-606W

6" Cable

NAHO-618W

18" Cable

NAHO-636W

36" Cable

NAHO-672W

72" Cable

Allows easy linking of two Tape Light sections. Cables are flexible and can be moved in any direction, or be joined together for custom lengths.



Power Line Interconnector

NAHO-609W

12" Cable

Connects any Tape Light run to a driver. (1) Power line interconnector is included with every Tape Light roll.



Power Line Interconnector with On/Off Switch

NAHO-611W

Allows individual switching on any Tape Light run, and connect LED Tape Light run directly to LED Driver.



Shrink Wrap Tube

NATL-400

Pack of 5

Seals connection made in the field. Necessary to maintain cULus listing. Two shrink wrap tubes are included with every Tape Light roll and section.



End Cap

NATL-403

Black

NATL-403W

White

Covers open end of Tape Light.



Clear Acrylic Mounting Clips

NATHR-685

Pack of 15

Use in conjunction with adhesive backing to attach Tape Light to a surface. Pack of 15 clear acrylic mounting clips are included with every Tape Light roll.



2' Wire Raceway

NATL-422B

Black

NATL-422W

White

Field-cuttable plastic. Includes wire channel with double faced tape and cover.

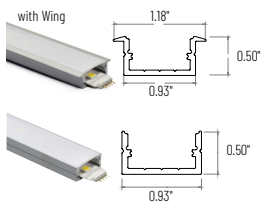


4' Channel

NATHR-680

Aluminum

Mounts Tape Light to various surfaces. Field cuttable.



4' Shallow Channels

NATL-C23A

Aluminum w/Wing

NATL-C24A

Aluminum

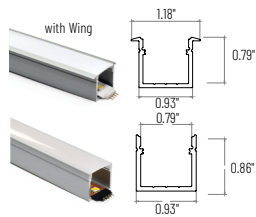
NATL-C24B

Black

NATL-C24W

White

Used to mount tape light to various surfaces. Plastic diffuser and end caps included. Field cuttable.



4' Deep Channels

NATL-C25A

Aluminum w/Wing

NATL-C26A

Aluminum


NATL-C26B

Black

NATL-C26W

White

Used to mount tape light to various surfaces. Plastic diffuser and end caps included. Field cuttable.

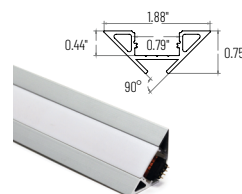


4' J-Style Channels

NATL-C27A

Aluminum

Used to mount tape light to various surfaces. Field cuttable.



4' Corner Channels

NATL-C28A

Aluminum

NATL-C28B

Black

NATL-C28W

White

Plastic diffuser and End caps included. Field cuttable



Mounting Clips for Channels

NATL-CMC

Pack of 15

Mounting clips for NATL-C23, NATL-C24 and NATL-C27. Pack includes 15 mounting clips.

NUTP8 Series

24V High Output LED Tape Light Drivers & Accessories

Type

Project

Catalog No.

Notes



Direct Plug-In LED Driver

NATL-524W 24V 24W
NATL-545W 24V 45W

Input Voltage: 120V
Cable Length: 6'



Direct Plug-In LED Driver

NATL-596W 24V 96W

Input Voltage: 120V
Input Wire: 5' Cord and Plug
Output Wire: 44" Power line connector



Class II Hardwire LED Driver

NATL-5030HW 24V 30W
NATL-5060HW 24V 60W
NATL-5100HW 24V 100W

Input Voltage: 120-240V
Dimming: Non-Dimmable
Includes: 10' Power Line Connector



Class II Hardwire LED Driver
0-10V Dimming

NATL-5096-24-HWD10 24V 96W

Input Voltage: 120-277V
Dimming: 0-10V
Includes: 10' Power Line Connector



Class II Hardwire LED Driver
ELV Dimming

NATLED-5040HW 24V 40W

NATLED-5075HW 24V 75W

Input Voltage: 120V
Dimming: ELV
Includes: 10' Power Line Connector



Class II Hardwire LED Driver
with Breakers, MLV Dimming

NMT-303/24C2D1 3 x 100W

Input Voltage: 120V
Dimming: Magnetic Low Voltage
Breakers: (3) 100W
Includes: (3) 10' Power Line Connectors



Class II Hardwire LED Driver
with Regulator, MLV Dimming

NMTD-60/24D 24V 60W
NMTD-96/24D 24V 96W

Input Voltage: 120-277V
Dimming: Magnetic Low Voltage
Regulator: Integral regulator for constant current and voltage
Includes: 10' Power Line Connector



NEXUS® All-in-One LED Driver
and Dimmer

NATL-SWEX100/24A 24V 100W

NATL-SWEX/3FP 3 Face Plates

Input Voltage: 120V
Dimming: Integral Dimmer
Description: Eliminates the driver and allows 120V input and 24V output from a single gang box. 100-5% dimming and on/off switch.



Power Line Connector

NALT-10 10' Power Line
NALT-30 30' Power Line

For use with Class II drivers. Carries output from driver, requires power line interconnectors.

NATL-302W 5" Splitter

Splits power line connector into two separate leads, requires power line cable.



Touch Dimmer with Memory

NATL-518W

72W max., no power fail memory, touch on/off and hold to dim.



DC Plug & Play Motion Sensor

NAL-856W

12' Max activation distance; 20 second auto off; 120° detection zone; Max Load 4A.



Low Voltage Splice Box

NATL-415W

Use to join low voltage lead to power line connector.



Terminal/Splitter Block

NATL-407 4-Way
2-3/8"L x 1-1/8"W x 7/8"D

NATL-408 8-Way
4"L x 1-1/8"W x 7/8"D



16AWG In-Wall Rated Wire

NATL-W16-2-250 16AWG 250'
NATL-W16-2-20 16AWG 20'

16 AWG low voltage Class II two-conductor, in-wall rated wire.



Wire Clip, Plastic - 10pk

NATL-404W J-Clip
NATL-405W Over the Wire
NATL-406W Square Clip