

# NM1

## 1" M1 LED Miniature Recessed Series

Source: 2W LED  
100lm

### PRODUCT DESCRIPTION

M1 miniature recessed series features quality and convenience with easy installation for indoor or outdoor applications. The IC rated M1 modules are excellent for niche lighting. Luminaires include four plastic downlight trims, four optics and 6" quick connect. Series is available in 2700K or 3000K and requires a Class 2 12V DC driver.

### FEATURES

- No housing required
- Easy installation for remodel or new construction applications
- Field changeable optics (spot, narrow flood, flood & wide)
- Threaded LED module allows for field changeable trims
- Quick disconnect allows for extended lengths
- 100lm LED packages
- 2700K or 3000K @ 90+ CRI
- Triac or ELV dimming
- 5-year limited warranty

### SPECIFICATION

**Included with each luminaire:** LED module includes four plastic trims (round and square) in black and white finishes. Also included are four optics for desired beam spread and output.

**Construction:** Threaded LED module allows for field changeable optics and trims.

**Clearance:** IC rated luminaires are rated for direct contact with insulation (not spray foam insulation). When LED module NM1 is installed in a cabinet type installation, minimum distance between luminaires is 6".

**Driver:** Class 2 power supply required, ordered separately. NM1-DVR drivers include a pre-wired junction box with quick connect to LED fixtures for ease of installation. NAPKED drivers require splitter cable or wire harness system (ordered separately).

**Mounting:** No housing is required, two tensions steel spring clips secure luminaire to surface. 1/4" minimum ceiling thickness.

**Field Changeable Optics:** Each luminaire includes four field changeable optics. 15° spot (frosted), 45° narrow flood (frosted - installed), 60° flood (frosted) and 60° flood (clear).

### ELECTRICAL

**Input Voltage:** 12V DC  
**Lumens / Wattage:** 100lm / 2W  
**Color Temperature:** 2700K or 3000K  
**Color Rendering Index:** 90+ CRI  
**Beam Spread:** 15° Spot, 45° Flood installed, Frosted 60° Wide Flood and Clear 60° Wide Flood (each luminaire includes all four optics)  
**Operating Temp:** 0-40°C (Undercabinet installation) 0-25°C (Cabinet and IC installation)  
**Max. Run Length:** Total combined runs cannot exceed 80'  
**Dimming:** Dimmable down to 10% with Triac or ELV dimmer [Click Here](#) or check complete dimmer list at [www.NoraLighting.com](http://www.NoraLighting.com) in the "Compatibility" page under "Resources" tab

### TRIMS

**NM1-RSS:** Round Stainless Steel Trim  
**NM1-SSS:** Square Stainless Steel Trim  
**NM1-RAEYELID:** Round Scoop Trim  
**NM1-RAIHEC:** Round Hexcell Stainless Steel Trim  
**NM1-ROUV:** Round Louver Stainless Steel Trim  
**NM1-RSSD:** Round Stainless Steel Indicator Trim

### DRIVERS

**NM1-DVRT12:** 12VDC 12W Non-Dimmable Hardwire Driver  
**NAPKED-5040HW:** 12VDC 35W IC Dimmable Hardwire Driver  
**NAPKED-5060HW:** 12VDC 60W Dimmable Hardwire Driver

### ACCESSORIES

**NM1-EXT:** Quick Connect Linkable Extension Cables (available in 6", 12", 18", 48", 72" and 240")  
**NM1-TM6:** Splitter Cable (1 input - 6 output)  
**NM1-WH6:** Wire Harness System (1 input - 6 output)  
**NM1-F:** New Construction Frame-In

### LABELS AND LISTINGS

- cETLus Listed for Wet Locations, cabinet and type IC (NM1-170)
- cETLus Listed for Damp Locations, under-cabinet and type IC (NM1-DVRT12)
- cETLus Listed for Damp Locations, cabinet and type IC (NAPKED-5040HW)
- cETLus Listed for Damp Locations and cabinet (NAPKED-5060HW)
- [5-Year Limited Warranty](#)
- FCC compliant



Type

Project

Catalog No.

Notes

### PRODUCT IMAGES AND DIMENSIONS



**NM1-170**  
1" M1 LED Miniature Recessed Series (includes two black & two white plastic trims)



**NM1-RSS**  
1" Round Stainless Steel Trim  
\* Requires NM1-170 \*



**NM1-SSS**  
1" Square Stainless Steel Trim  
\* Requires NM1-170 \*



**NM1-RSSD**  
1" Round Stainless Steel Indicator Trim  
\* Requires NM1-170 \*



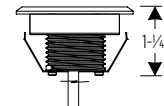
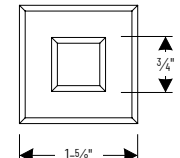
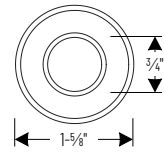
**NM1-RAEYELID**  
1" Round Scoop Trim  
\* Requires NM1-170 \*



**NM1-ROUV**  
1" Round Louver Trim  
\* Requires NM1-170 \*



**NM1-RAIHEC**  
1" Round Hexcell Louver Trim  
\* Requires NM1-170 \*



Cut out: 1-3/8"

### 1" M1 LED Miniature Recessed

| M1 LED Module                  | Color Temperature / CRI                                    | Trims / Finishes                                  |
|--------------------------------|--|---|
| <b>NM1-170</b> = 1" LED Module | <b>27X</b> = 2700K / 90 CRI<br><b>30X</b> = 3000K / 90 CRI | <b>2PBW</b> = (2) Black & (2) White Plastic Trims |

### 1" M1 Trims - Requires NM1-170 LED Module

| M1 Trims   | Finish                     |
|--|----------------------------|
| <b>NM1-RAEYELID</b> = 1" Round M1 Scoop Trim                 | <b>B</b> = Black           |
| <b>NM1-RAIHEC</b> = 1" Round M1 Hexcell Louver Trim          | <b>BN</b> = Brushed Nickel |
| <b>NM1-ROUV</b> = 1" Round M1 Louver Trim                    | <b>W</b> = White           |
| <b>NM1-RSS</b> = 1" Round M1 Stainless Steel Trim            |                            |
| <b>NM1-RSSD</b> = 1" Round M1 Stainless Steel Indicator Trim |                            |
| <b>NM1-SSS</b> = 1" Square M1 Stainless Steel Trim           |                            |

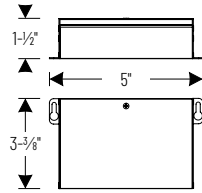
### Optional Accessories

| Description  |
|--|
| <b>NM1-DVRT12</b> = 12VDC 12W Non-Dimmable Hardwire Driver |
| <b>NAPKED-5040HW</b> = 12VDC 35W Dimmable Hardwire Driver  |
| <b>NAPKED-5060HW</b> = 12VDC 60W Dimmable Hardwire Driver  |
| <b>NM1-EXT6</b> = 6" Quick Connect Extension Cable         |
| <b>NM1-EXT12</b> = 12" Quick Connect Extension Cable       |
| <b>NM1-EXT18</b> = 18" Quick Connect Extension Cable       |
| <b>NM1-EXT48</b> = 48" Quick Connect Extension Cable       |
| <b>NM1-EXT72</b> = 72" Quick Connect Extension Cable       |
| <b>NM1-EXT240</b> = 240" Quick Connect Extension Cable     |
| <b>NM1-TM6</b> = Splitter Cable (1 input - 6 output)       |
| <b>NM1-WH6</b> = Wire Harness System (1 input - 6 output)  |
| <b>NM1-F</b> = New Construction Frame-In                   |

Example: **NM1-17030X2PBW / NM1-DVRT12** = 1" M1 LED Module and (4) Plastic Trims / 12VDC 12W Non-Dimmable Hardwire Driver

**NM1**  
1" M1 LED Miniature Recessed Accessories

|             |
|-------------|
| Type        |
| Project     |
| Catalog No. |
| Notes       |



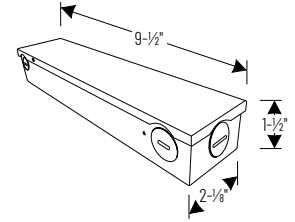
12VDC Non-Dimmable Hardwire Driver

**NM1-DVR12** 12W  
Input Voltage: 120V  
Output Voltage: 12V DC  
Maximum Load: 10W  
Dimming: Non-Dimmable  
Includes: Quick connect cable to NM1 module



12VDC Dimmable Hardwire Driver

**NAPKED-5040HW** 35W (IC)  
Input Voltage: 120V  
Output Voltage: 12V DC  
Maximum Load: 28W  
Compartment Clearance: Minimum compartment size is 11-1/2" x 3-1/2" x 11-1/2"  
Dimming: Triac or ELV  
Requires: Splitter cable or or wire harness system



12VDC Dimmable Hardwire Driver

**NAPKED-5060HW** 60W (Non-IC)  
Input Voltage: 120V  
Output Voltage: 12V DC  
Maximum Load: 48W  
Compartment Clearance: Minimum compartment size is 11-1/2" x 3-1/2" x 11-1/2"  
Dimming: Triac or ELV  
Requires: Splitter cable or or wire harness system



Quick Connect Extension Linkable Cables

**NM1-EXT6** 6" Cable  
**NM1-EXT12** 12" Cable  
**NM1-EXT18** 18" Cable  
**NM1-EXT48** 48" Cable  
**NM1-EXT240** 240" Cable  
Use to extend the length between luminaire and driver / splitter / wire harness. Can be connected together to create custom lengths. Can be used as power feed for NAPKED LED drivers. Maximum length between luminaire and driver is 80'.



Splitter Cable (1 input - 6 output)

**NM1-TM6**  
Use to connect up to (6) NM1 LED modules to an LED driver. Maximum length between luminaire and driver is 80'. Includes power feed for NAPKED LED drivers.  
Input wire length: 4-3/4"  
Output wire lengths: 5-1/4" each



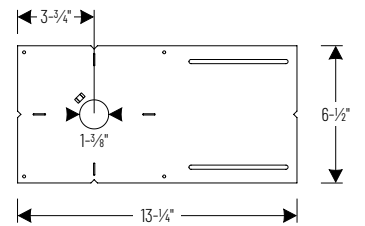
Wire Harness System

**NM1-WH6**  
Use to connect up to (6) NM1 LED modules to an LED driver on an evenly spaced wire. Each 6" dropped is spaced 32-1/2" on center. Maximum length between luminaire and driver is 80'. Includes power feed for NAPKED LED drivers.  
Spacing between luminaires: 32-1/2"  
Output wire length: 6" each



New Construction Frame-In

**NM1-F**  
For new construction pre-wiring and easier layout planning. Includes wire clip that holds low voltage connector close to cut-out during rough-in installations.



# PHOTOMETRICS

## 1" M1 LED Miniature Recessed Series

Type \_\_\_\_\_

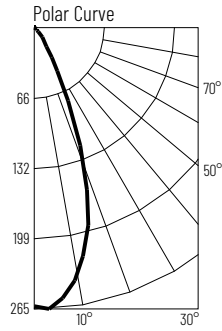
Project \_\_\_\_\_

Catalog No. \_\_\_\_\_

Notes \_\_\_\_\_

### Test Information

Test Number: ALD-PG190715009  
 Part Number: NM1-17027X2PBW  
 Beam Spread: Narrow Flood  
 Lumens: 100lm  
 Wattage: 2.1W  
 Efficacy: 98lpw  
 CCT / CRI: 2700K / 90 CRI  
 Spacing Criteria (0°-180°): 0.68  
 Spacing Criteria (90°-270°): 0.56



### Illuminance at a Distance

| Distance from Luminaire | FC at Nadir | Beam Diameter |
|-------------------------|-------------|---------------|
| 2'                      | 65.5fc      | 1'-2"         |
| 4'                      | 16.4fc      | 2'-6"         |
| 6'                      | 7.3fc       | 3'-8"         |
| 8'                      | 4.1fc       | 4'-11"        |
| 10'                     | 2.6fc       | 6'-2"         |

### Zonal Lumen Summary

| Zone   | Lumens | % Luminaire |
|--------|--------|-------------|
| 0-30   | 89     | 91          |
| 0-40   | 96     | 98.1        |
| 0-60   | 98     | 100         |
| 0-90   | 98     | 100         |
| 90-180 | 0      | 0           |
| 0-180  | 98     | 100         |

### Candela Table

| Vertical Angles | Candela |
|-----------------|---------|
| 0               | 262     |
| 5               | 259     |
| 15              | 193     |
| 25              | 66      |
| 35              | 15      |
| 45              | 3       |