
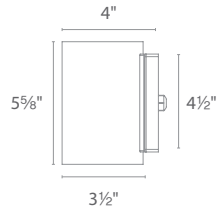


# VESSEL- model: WS-W91

## LED Outdoor



Dark Sky Friendly  
WS-W9101



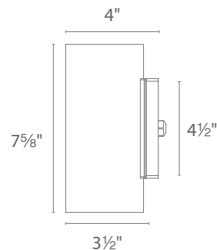
Fixture Type:

Catalog Number:

Project: \_\_\_\_\_

Location: \_\_\_\_\_

Up & Down  
WS-W9102



### PRODUCT DESCRIPTION

Precise engineering using the latest energy efficient LED technology with a built-in reflector for superior optics; An appealing cylindrical profile perfect for accent and wall wash lighting.

### FEATURES

- CEC Title 24 Compliant
- Energy Star® rated for FM-W9100
- Universal driver (120V-220V-277V)
- **Color Temp: 3000K 2700K and 4000K available special order**
- **CRI: 90**

### SPECIFICATIONS

**Construction:** Die cast aluminium construction with silk-screened glass


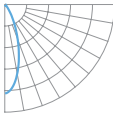





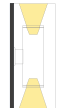
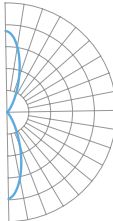
**Light Source:** High output LED.

**Dimming:** Dims to 10% with an electronic low voltage (ELV) dimmer.

**Mounting:** Mounts directly to junction box.

**Finish:** Brushed Aluminum (AL), Black (BK), Bronze (BZ), Graphite (GH), White (WT)

**Standards:** ETL & cETL Wet location listed. IP-66 rated  
ADA compliant. CEC Title 24 Compliant  
Energy Star® rated for FM-W9100.

Type	Model	Wattage	LED Lumens	Delivered Lumens	Rated Life	Photometric	Finish
 Dark Sky Friendly	<b>WS-W9101</b>	16.5W	1167	860	60,000 hr		<b>AL</b> Brushed Aluminum  <b>BK</b> Black  <b>BZ</b> Bronze  <b>GH</b> Graphite  <b>WT</b> White 
 Up & Down Light	<b>WS-W9102</b>	29W	2334	1613	60,000 hr		

Example: **WS-W9101-AL**

For 2700K add "-27"; 4000K add "-40" before the finish: **WS-W9202-27-WT**

modernforms.com  
Phone (800) 526.2588  
Fax (800) 526.2585

Headquarters/Eastern Distribution Center  
44 Harbor Park Drive  
Port Washington, NY 11050

Central Distribution Center  
1600 Distribution Ct  
Lithia Springs, GA 30122

Western Distribution Center  
1750 Archibald Avenue  
Ontario, CA 91760