


URBAN – model: WS-W11

LED Outdoor Sconce Luminaire

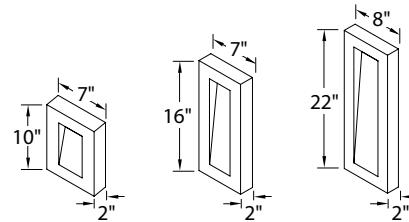


Fixture Type:

Catalog Number:

Project: _____

Location: _____



PRODUCT DESCRIPTION

Like urban renewal, the Urban sconce gives new life to the conventional step baffle. Form follows function in this simplified indirect wall sconce. Clean styling and robust LED performance are combined in this modern dark sky luminaire.

FEATURES

- ETL & cETL listed for wet locations
- Interior light and down light
- Low profile design
- Replaceable LED module
- 277V option available *special order*
- 50,000 hour potential life
- **Color Temp: 3000K**
- **CRI: 85**

FIXTURE PERFORMANCE

Model	Watt	# of LEDs	LED Lumens	Photometric Lumens
WS-W1110	12W	3	720	370
WS-W1116	16W	4	960	490
WS-W1122	20W	5	1200	610

REPLACEMENT GLASS

Model	Fixture	Description
RPL-GLA-1110-01	WS-W1110	Top Lens
RPL-GLA-1110-02		Bottom Lens
RPL-GLA-1116-01	WS-W1116	Top Lens
RPL-GLA-1116-02		Bottom Lens
RPL-GLA-1122-01	WS-W1122	Top Lens
RPL-GLA-1122-02		Bottom Lens

SPECIFICATIONS

Construction: Aluminum.

Power: No driver or transformer required.

Light Source: High output LED.

Dimming: Dims to 10% with an electronic low voltage (ELV) dimmer.

Mounting: Mounts directly to junction box.


Finish: Black (BK), Bronze (BZ), Graphite (GH), White (WT).

Standards: ETL & cETL listed. ADA compliant. Dark Sky friendly.

ORDER NUMBER

Model	Height	Finish
WS-W11	10 10"	BK Black
	16 16"	BZ Bronze
	22 22"	GH Graphite
		WT White

FINISHES



WS-W11 -

Example: **WS-W1116-GH**

For 277V special order, add an "F" before the finish: **WS-W1116F-GH**

Modern Forms – A WAC Lighting Company
www.modernforms.com
Phone (800) 526.2588 • Fax (800) 526.2585

Headquarters/Eastern Distribution Center
44 Harbor Park Drive • Port Washington, NY 11050
Phone (516) 515.5000 • Fax (516) 515.5050

Western Distribution Center
1750 Archibald Avenue • Ontario, CA 91760
Phone (800) 526.2588 • Fax (800) 526.2585