


DICE – model: FM-40

LED Flush Mounts



Bronze



Brushed Nickel



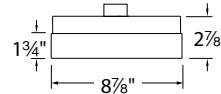
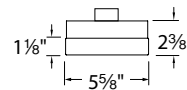
Chrome

Fixture Type:

Catalog Number:

Project: _____

Location: _____



PRODUCT DESCRIPTION

Broad based ambient lighting from a distinctive highly versatile flush mount luminaire is perfect as a ceiling centerpiece or intriguing wall sconce to deliver balanced and bright illumination. Thick-walled glass is uniformly illuminated in a design made for LED technology in a square format. Full range dimming control.

FEATURES

- ADA compliant, low profile design
- Damp location listed
- Transformer located in outlet box
- Can be mounted as a sconce or a flush mount ceiling fixture
- 277V option available *special order*
- Replaceable LED module
- **50,000 hour rated life**
- **Color Temp: 3000K**
- **CRI: 85**

SPECIFICATIONS

Construction: Aluminum with thick glass

Light Source: High output LED

Dimming: Dims to 10% with an electronic low voltage (ELV) dimmer

Mounting: Mounts directly to junction box

Finish: Brushed Nickel (BN), Bronze (BZ) and Chrome (CH)


ORDER NUMBER

Model	Width	Watt	Voltage	LED Lumens	Delivered Lumens	Finish
FM-40	06 6"	11W	120V	625	455	BN <i>Brushed Nickel</i>
	09 9"	29W	120V	2025	705	BZ <i>Bronze</i>
						CH <i>Chrome</i>

FM-40 -

Example: **FM-4009-BZ**

For 277V special order, add an "F" before the finish: **FM-4009F-BZ**



Shown Mounted as Wall Sconce

Modern Forms – A WAC Lighting Company
www.modernforms.com
Phone (800) 526.2588 • Fax (800) 526.2585

Headquarters/Eastern Distribution Center
44 Harbor Park Drive • Port Washington, NY 11050
Phone (516) 515.5000 • Fax (516) 515.5050

Western Distribution Center
1750 Archibald Avenue • Ontario, CA 91760
Phone (800) 526.2588 • Fax (800) 526.2585