



**PRODUCT DESCRIPTION**

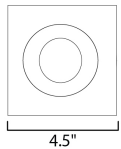
High performance and high in style, the Crisp is designed as a surface mount that install into a variety of 4-0 junction boxes while boasting a recessed appearance. The fixtures almost impossibly slopes into the junction box with snap in trims in a variety of styles. Purchase the mud-in ring assembly kit and you can opt for a trim-less design. Not only good-looking, each unit also delivers over 1000 lumens providing ample lighting. With its concave design, the light source is concealed from the finished ceiling surface reducing glare.

**MEASUREMENTS**



DIMENSION : 4.5" L x 4.5" W x 1.5" H  
 HANGING WEIGHT : 0.485 lb

**LAMPING**

INPUT VOLTAGE : 120V  
 LUMENS : 1,080 Rated (950 Del.)  
 BULB : 1 x 12W LED AC Intergrated , 12W Total  
 BULB INCLUDED : (Integrated)  
 DIMMABLE : Triac CL  
 CRI : 90 CRI  
 COLOR\_TEMP : 3000K  
 LIGHTING\_DIRECTION : Down



**FINISHES OPTION**

-  White (WT)
-  White / Black (WTBK)

**MATERIAL**

Alumimum, Steel, Acrylic

**RATINGS**

cETLus  
 Wet Location  
 Energy Star  
 CA Title 24



**ADDITIONAL**

INSTALL UP/DOWN: Up  
 RATED LIFE 50000 Hours  
 OPERATING TEMPERATURE:  
 -20°C (-4°F), 40°C (104°F)

Always consult a qualified electrician before installing any lighting product.



WESTERN DISTRIBUTION CENTER (HEADQUARTER)  
 253 NORTH VINELAND AVE | CITY OF INDUSTRY, CA 91746

EASTERN DISTRIBUTION CENTER  
 101 GARDNER PARK | PEACHTREE CITY, GA 30269

P. 626.956.4200 | F. 626.956.4225 | maximlighting.com