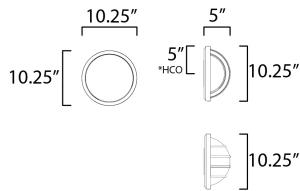




PRODUCT DESCRIPTION

Classic bulkhead style fixtures made of high impact polycarbonate. Unlike the die cast counterparts these fixtures are non-corrosive so works perfect in coastal areas. Available in both integrated LED and E26 socket configurations, these make for a low maintenance and cost effective alternative.



*height from center of outlet to the top of the fixture



MEASUREMENTS

DIMENSION : 10.25" W x 10.25" H x 5" Ext
 BACK PLATE : 10.25" W x 10.25" H x 5" HCO
 HANGING WEIGHT : 1.35 lb

LAMPING

INPUT VOLTAGE : 120V
 LUMENS : 1,180 Rated (1,110 Del.)
 BULB : 1 x 15W LED PCB Integrated , 15W Total
 BULB INCLUDED : (Integrated)
 CRI : 80 CRI
 COLOR_TEMP : 3000K
 LIGHTING_DIRECTION : Omni

FINISHES OPTION

-  Black
-  White

GLASS

Frosted FT

MATERIAL

Polycarbonate, Aluminum

RATINGS

cETLus
 Wet Location
 For Outdoor DARKSKY



ADDITIONAL

INSTALL UP/DOWN: All
 OPERATING TEMPERATURE:
 -20°C (-4°F), 40°C (104°F)

Always consult a qualified electrician before installing any lighting product.



WESTERN DISTRIBUTION CENTER (HEADQUARTER)
 253 NORTH VINELAND AVE | CITY OF INDUSTRY, CA 91746
EASTERN DISTRIBUTION CENTER
 4200 SHIRLEY DR. | ATLANTA, GA 30336
 P. 626.956.4200 | F. 626.956.4225 | maximlighting.com