



PRODUCT DESCRIPTION

Undulating metalwork curves around modern bell-shaped glass shades fitted within the frame of these bath vanity sconces. Available in either Clear or Marble glass and complimentary finishes of Polished Chrome, Matte Black, or Natural Aged Brass. This collection is a delightful addition to your next project.




MEASUREMENTS

DIMENSION : 5.5" W x 7.25" H x 6.25" Ext
 BACK PLATE : 4.75" W x 4.75" H x 2.5" HCO
 HANGING WEIGHT : 1.98 lb

LAMPING

INPUT VOLTAGE : 120V
 BULB : 1 x 60W Incandescent E26 Medium , 60W Total
 BULB INCLUDED : (Not Included)
 DIMMABLE : Y
 LIGHTING_DIRECTION : Up/Down

FINISHES OPTION

-  Black (BK)
-  Natural Aged Brass (NAB)
-  Polished Chrome (PC)

GLASS

Clear CL

MATERIAL

Steel, Glass

RATINGS

cULus
 Damp Location



ADDITIONAL

INSTALL UP/DOWN: Up/Down
 OPERATING TEMPERATURE:
 -20°C (-4°F), 40°C (104°F)

Always consult a qualified electrician before installing any lighting product.



WESTERN DISTRIBUTION CENTER (HEADQUARTER)
 253 NORTH VINELAND AVE | CITY OF INDUSTRY, CA 91746

EASTERN DISTRIBUTION CENTER
 101 GARDNER PARK | PEACHTREE CITY, GA 30269

P. 626.956.4200 | F. 626.956.4225 | maximlighting.com