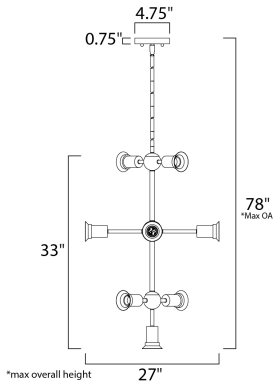




PRODUCT DESCRIPTION

This fun contemporary design brings high scale look at a very affordable price. Straight line frames of Polished Chrome or Satin Brass look the best with your favorite G40 bulb. Add our LED G40 to this collection for the ultimate in high tech design.





MEASUREMENTS

- DIMENSION : 27" W x 33" H
- MAX OAH : 78" OAH
- CANOPY : 4.75" W x 0.75" H
- HANGING WEIGHT : 6.91 lb

LAMPING

- INPUT VOLTAGE : 120V
- LUMENS : 1,485 Rated
- BULB : 9 x 3.5W LED E26 Medium G40 , 32W Total
- BULB INCLUDED : (Included)
- DIMMABLE : Yes
- COLOR_TEMP : 2200K

FINISHES OPTION

-  Polished Chrome
-  Satin Brass

MATERIAL

Steel

RATINGS

cULus
Dry Location



ADDITIONAL

OPERATING TEMPERATURE:
-20°C (-4°F), 40°C (104°F)

Always consult a qualified electrician before installing any lighting product.



WESTERN DISTRIBUTION CENTER (HEADQUARTER)
253 NORTH VINELAND AVE | CITY OF INDUSTRY, CA 91746

EASTERN DISTRIBUTION CENTER
4200 SHIRLEY DR. | ATLANTA, GA 30336

P. 626.956.4200 | F. 626.956.4225 | maximlighting.com