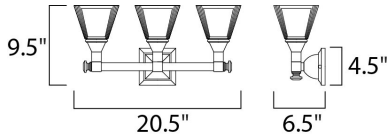




PRODUCT DESCRIPTION

Classic and robust, the Brentwood series is constructed of rectangular tubing with decoratively defined end caps. The frosted glass features a stylized flair at the corners bringing traditional charm to the space installed.





MEASUREMENTS

DIMENSION : 20.5" W x 9.5" H x 6.5" Ext
 BACK PLATE : 4.5" W x 4.5" H x 7" HCO
 HANGING WEIGHT : 8.1 lb

LAMPING

INPUT VOLTAGE : 120V
 BULB : 3 x 60W Incandescent E26 Medium , 180W Total
 BULB INCLUDED : (Not Included)
 DIMMABLE : Yes

FINISHES OPTION

-  Oil Rubbed Bronze
-  Satin Nickel

GLASS

Frosted FT

MATERIAL

Steel, Glass

RATINGS

cULus
 Damp Location



ADDITIONAL

INSTALL UP/DOWN: Up/Down
 OPERATING TEMPERATURE:
 -20°C (-4°F), 40°C (104°F)

Always consult a qualified electrician before installing any lighting product.



WESTERN DISTRIBUTION CENTER (HEADQUARTER)
 253 NORTH VINELAND AVE | CITY OF INDUSTRY, CA 91746

EASTERN DISTRIBUTION CENTER
 4200 SHIRLEY DR. | ATLANTA, GA 30336

P. 626.956.4200 | F. 626.956.4225 | maximlighting.com