


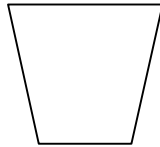

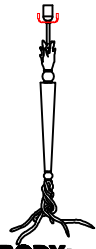
# FLAMBEAU LIGHTING ASSEMBLY INSTRUCTION

ITEM # TA1027

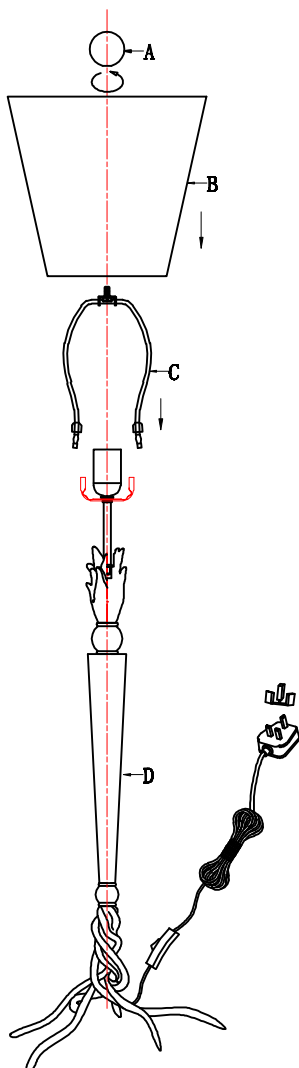
FLAMBEAU

## Pre Assembly:

- \* Please read all instructions before beginning assembly.
- \* Remove all parts from packaging and compare with the parts listed.
- \* Do not discard any contents until assembly is complete.

<b>Parts Enclosed:</b>	<b>A</b>	<b>B</b>	<b>C</b>	<b>D</b>	<b>E</b>
	 <b>FINIAL: 1 PCS</b>	 <b>SHADE: 1 PCS</b>	 <b>HARP: 1 PCS</b>	 <b>LAMPBODY: 1 PCS</b>	

## STEP 1:



## STEP 2:

