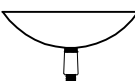



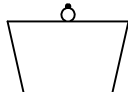




FLAMBEAU LIGHTING ASSEMBLY INSTRUCTION

**ITEM # PD1019
SOUTH BEACH**

Pre Assembly:

- * Please read all instructions before beginning assembly.
- * Remove all parts from packaging and compare with the parts listed.
- * Do not discard any contents until assembly is complete .

Parts Enclosed:	A 	B 	C 	D 	E 	F 	G 
	CANOPY: 1 PCS	NIPPLE PIPE: 2 PCS	NIPPLE PIPE: 2 PCS	NIPPLE: 3PCS	LAMPBODY: 1PCS	ACRYLIC DIFFUSER: 1PCS	FINIAL: 1 PCS

