






FLAMBEAU LIGHTING ASSEMBLY INSTRUCTION

**ITEM # CH111-8
MIGNON**

Pre Assembly:

- * Please read all instructions before beginning assembly.
- * Remove all parts from packaging and compare with the parts listed.
- * Do not discard any contents until assembly is complete .

Parts Enclosed:	A 	B 	C 	D 	E 
	HANGER LOOP: 1 PCS	POLY COLUMN: 1 PCS	NIPPLE PIPE: 1 PCS	CRYSTAL : 5 PCS	STEEL SLEEVE: 8 PCS

