

SPECIFICATIONS

Certifications/Qualifications

www.kichler.com/warranty

Dimensions

Base Backplate	5.00 X 4.75
Extension	7.00"
Weight	1.65 LBS
Height from center of Wall opening (Spec Sheet)	6.00"
Height	12.00"
Width	4.75"

Light Source

Lamp Included	Not Included
Lamp Type	BR30
Light Source	Incandescent
Max or Nominal Watt	65W
# of Bulbs/LED Modules	2
Socket Type	Medium
Socket Wire	105"

Mounting/Installation

Interior/Exterior	Exterior
Location Rating	Damp
Mounting Style	Wall Mount
Mounting Weight	1.65 LBS

FIXTURE ATTRIBUTES





Housing

Primary Material	ALUMINUM
------------------	----------

Product/Ordering Information

SKU	9244BK
Finish	Black
Style	Contemporary
UPC	783927536790

Finish Options

-  Architectural Bronze
-  Black
-  Brushed Aluminum
-  White

