

SPECIFICATIONS

Certifications/Qualifications

ADA Compliant	n/a
Title 20 Compliant	n/a
	www.kichler.com/warranty

Dimensions

Base Backplate	8.5x5.5"
Weight	3.98 LBS
Height	1.82"
Length	41.00"
Overall Height	99.50"
Width	40.94"

Electrical

Input Voltage	120.00V
---------------	---------

Light Source

Delivered Lumens	2300
Dimmable	Yes
Expected Life Span (Hours)	40000
Lamp Included	Integrated
# of Bulbs/LED Modules	1

Mounting/Installation

Connector	Yes
Interior/Exterior	INTERIOR
Lead Wire Length	96"
Location Rating	Dry
Mounting Weight	3.98 LBS
Wire Connectors	Wire Nuts

Photometrics

Color Rendering Index	90
Delivered Efficacy (Lumens/Watt)	66

FIXTURE ATTRIBUTES




Housing

Primary Material	Steel
------------------	-------

Product/Ordering Information

SKU	84312WH
Finish	White
Style	Contemporary
UPC	887913000279

Finish Options

-  Champagne Gold
-  Matte Black
-  White



ALSO IN THIS FAMILY



84312MBK



84312CG