

SPECIFICATIONS

Certifications/Qualifications

www.kichler.com/warranty

Dimensions

Base Backplate	11.25 DIA
Weight	2.80 LBS
Height	5.00"
Width	11.25"

Electrical

Supply Wire (Degrees)	90
-----------------------	----

Light Source

Lamp Included	Not Included
Lamp Type	A19
Light Source	Incandescent
Max or Nominal Watt	60W
# of Bulbs/LED Modules	2
Socket Type	Medium
Socket Wire	150"

Mounting/Installation

Interior/Exterior	Interior
Location Rating	CSA UL Listed Dry
Mounting Style	Flush Mount
Mounting Weight	1.45 LBS

FIXTURE ATTRIBUTES




Housing

Diffuser Description	Satin Etched
Primary Material	STEEL

Product/Ordering Information

SKU	8111CH
Finish	Chrome
Style	Other
UPC	783927434904

Finish Options

-  Black
-  Brushed Nickel
-  Chrome
-  Olde Bronze

