




SPECIFICATIONS

Certifications/Qualifications	
Prop65	Yes www.kichler.com/warranty
Dimensions	
Base Backplate	5.00 DIA
Extension	7.00"
Weight	1.75 LBS
Height from center of Wall opening (Spec Sheet)	2.50"
Height	11.25"
Width	5.50"
Electrical	
Input Voltage	120.00V
Light Source	
Dimmable	n/a
Mounting/Installation	
Connector	Yes
Install Glass Up or Down	Yes
Interior/Exterior	INTERIOR
Lead Wire Length	6"
Location Rating	Damp
Mounting Style	Wall Mount
Mounting Weight	1.00 LBS
Wire Connectors	Wire Nuts

FIXTURE ATTRIBUTES

Housing	
Diffuser Description	Clear
Primary Material	Steel
Shade Dimensions	5.35D x 5.75H
Product/Ordering Information	
SKU	55100CPZ
Finish	Champagne Bronze
Style	Industrial
UPC	783927016919.0

Finish Options

-  Black
-  Champagne Bronze
-  Nickel Textured



ALSO IN THIS FAMILY

