

SPECIFICATIONS

Certifications/Qualifications

www.kichler.com/warranty

Dimensions

Base Backplate	36.00 X 4.75
Extension	8.00"
Weight	8.50 LBS
Height from center of Wall opening (Spec Sheet)	3.50"
Height	8.00"
Width	36.00"

Light Source

Lamp Included	Not Included
Lamp Type	A19
Light Source	Incandescent
Max or Nominal Watt	100W
# of Bulbs/LED Modules	5
Socket Type	Medium
Socket Wire	150"

Mounting/Installation

Install Glass Up or Down	Yes
Interior/Exterior	Interior
Location Rating	Damp
Mounting Style	Wall Mount
Mounting Weight	4.50 LBS

FIXTURE ATTRIBUTES




Housing

Diffuser Description	Satin Etched
Primary Material	Steel

Product/Ordering Information

SKU	5339CHS
Finish	Chrome
Style	Traditional
UPC	783927537230

Finish Options

-  Brushed Nickel
-  Chrome
-  Tannery Bronze

