

## SPECIFICATIONS

### Certifications/Qualifications

[www.kichler.com/warranty](http://www.kichler.com/warranty)

### Dimensions

Base Backplate	20.00 X 4.50
Extension	5.50"
Weight	1.76 LBS
Height from center of Wall opening (Spec Sheet)	2.25"
Height	4.75"
Width	24.00"

### Light Source

Lamp Included	Not Included
Lamp Type	G
Light Source	Incandescent
Max or Nominal Watt	60W
# of Bulbs/LED Modules	4
Socket Type	Medium
Socket Wire	105"

### Mounting/Installation

Interior/Exterior	Interior
Location Rating	Damp
Mounting Style	Wall Mount
Mounting Weight	1.50 LBS
Mount Vertical Or Horizontal	Yes

## FIXTURE ATTRIBUTES




### Housing

Primary Material	Steel
------------------	-------

### Product/Ordering Information

SKU	5017CH
Finish	Chrome
Style	Transitional
UPC	783927097673

### Finish Options

-  Brushed Nickel
-  Chrome
-  Tannery Bronze

