

SPECIFICATIONS

Certifications/Qualifications

www.kichler.com/warranty

Dimensions

Base Backplate	14.00 X 4.00
Extension	5.50"
Weight	1.00 LBS
Height from center of Wall opening (Spec Sheet)	2.25"
Height	4.75"
Width	18.00"

Light Source

Lamp Included	Not Included
Lamp Type	G
Light Source	Incandescent
Max or Nominal Watt	60W
# of Bulbs/LED Modules	3
Socket Type	Medium
Socket Wire	105"

Mounting/Installation

Interior/Exterior	Interior
Location Rating	Damp
Mounting Style	Wall Mount
Mounting Weight	1.00 LBS
Mount Vertical Or Horizontal	Yes

FIXTURE ATTRIBUTES




Housing

Primary Material	Steel
------------------	-------

Product/Ordering Information

SKU	5003CH
Finish	Chrome
Style	Transitional
UPC	783927312684

Finish Options

-  Brushed Nickel
-  Chrome
-  Tannery Bronze

