




SPECIFICATIONS

Certifications/Qualifications	
	www.kichler.com/warranty
Dimensions	
Base Backplate	5.50 DIA
Extension	6.50"
Weight	2.80 LBS
Height from center of Wall opening (Spec Sheet)	4.50"
Height	10.25"
Width	14.25"
Light Source	
Lamp Included	Not Included
Lamp Type	A19
Light Source	Incandescent
Max or Nominal Watt	100W
# of Bulbs/LED Modules	2
Socket Type	Medium
Socket Wire	150"
Mounting/Installation	
Location Rating	Damp
Mounting Weight	1.70 LBS

FIXTURE ATTRIBUTES

Housing	
Diffuser Description	Clear Seeded
Primary Material	STEEL
Product/Ordering Information	
SKU	45391CLZ
Finish	Classic Bronze
Style	Transitional
UPC	7.83928E+11

Finish Options	
	Black
	Brushed Nickel
	Classic Bronze



ALSO IN THIS FAMILY

