



# PATH LIGHTS RXP-01/-02 SERIES



TYPE

## SPECIFICATIONS

**CONSTRUCTION:** Aluminum tube shield bullet & cast aluminum swivel with 240° rotation with aluminum stem. Copper tube shield bullet and cast brass adjustable swivel with 240° rotation. Brass stem

**LENS:** High impact clear tempered flat glass

**O-RING:** High temperature red silicone

**LAMP SUPPLIED:** 20w MR16 FL(BAB) 5000 hours average rating (35w max copper 50w max aluminum)

**LAMP OPTIONS:** We recommend ARROW 4w LED (-LED) or 6w LED (-LED6W); 50,000 hour or ARROW SAVER 4w LED (-LAS); 40,000 hour

**SOCKET:** High temperature ceramic GU5.3 bi-pin with 250°C silicone lead wires

**WIRING:** Black 3 foot 18/2 zip cord from base of fixture (12v only)  
For 25 foot 16/2 fixture lead wire add -25F to catalog number.

**CONNECTION:** FA-05 Quick Connector (not supplied) from fixture to main cable (12/2, 10/2 or 8/2 only)

**MOUNTING:** FA-03 LG black 9" ABS stake threaded 1/2" NPS

**FINISH:** Aluminum-Black texture polyester powder coat. Optional finishes available.  
Copper-Unfinished copper. Optional finishes available.



IP54



RXP-02-COP

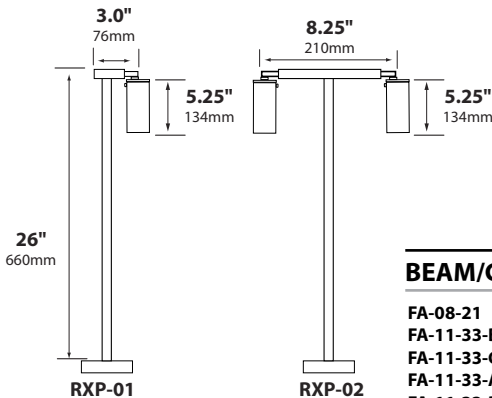
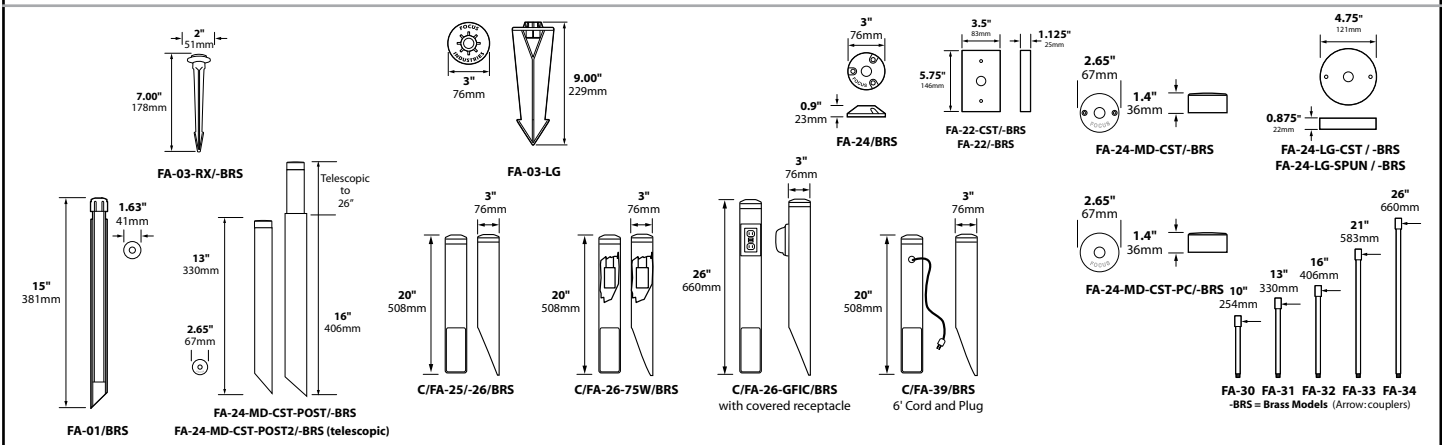
RXP-01-COP

LAMP AND STAKE **INSTALLED** TO SAVE YOU TIME AND MONEY

## ORDERING INFORMATION

| CATALOG NO. | DESCRIPTION                     | LAMP             | SHIP WEIGHT |
|-------------|---------------------------------|------------------|-------------|
| RXP-01-BLT  | 1x 20w MR16 Aluminum Path Light | 20w MR16 FL(BAB) | 4.0 lbs.    |
| RXP-02-BLT  | 2x 20w MR16 Aluminum Path Light | 20w MR16 FL(BAB) | 5.0 lbs.    |
| RXP-01-COP  | 1x 20w MR16 Copper Path Light   | 20w MR16 FL(BAB) | 2.5 lbs.    |
| RXP-02-COP  | 2x 20w MR16 Copper Path Light   | 20w MR16 FL(BAB) | 3.0 lbs.    |

## MOUNTING ACCESSORIES



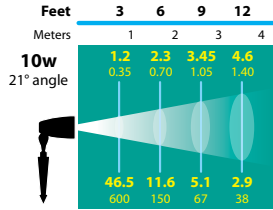
## BEAM/GLARE CONTROL ACCESSORIES

- FA-08-21 Round 1/4" Hex Cell Louver
- FA-11-33-BLUE Blue Tempered Glass Lens
- FA-11-33-GREEN Green Tempered Glass Lens
- FA-11-33-AMBER Amber Tempered Glass Lens
- FA-11-33-RED Red Tempered Glass Lens
- FA-98-33 Linear Spread Tempered Glass Lens
- FA-104-33-SB Wide Spread Sandblasted Glass Lens Softener

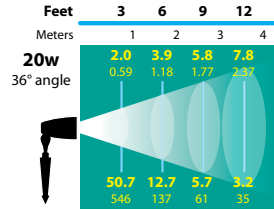
| JOB INFORMATION  |       |
|--|-------|
| Type:  | Date: |
| Job Name:  |       |
| Cat. No.:  |       |
| Lamp(s):   |       |
| Specifier:   |       |
| Contractor:  |       |
| Notes:   |       |
| FOCUS INDUSTRIES INC.®<br>25301 COMMERCENTRE DRIVE<br>LAKE FOREST, CA 92630<br>www.focusindustries.com<br>sales@focusindustries.com<br>(949) 830-1350 • FAX (949) 830-3390 |       |

| Black Texture (Standard) | Antique Verde | Bronze Texture | Camel | White Texture | Hunter Texture | Rust | Weathered Iron | Weathered Brown | Stucco | Rubbed Verde | Chrome Powder | Terra Cotta | Acid Rust | Acid Verde | Black Acid Treatment |
|--------------------------|---------------|----------------|-------|---------------|----------------|------|----------------|-----------------|--------|--------------|---------------|-------------|-----------|------------|----------------------|
| -BLT                     | -ATV          | -BRT           | -CAM  | -WTX          | -HTX           | -RST | -WIR           | -WBR            | -STU   | -RBV         | -CPR          | -TRC        | -BAR/CAR  | -BAV/CAV   | -BAT                 |

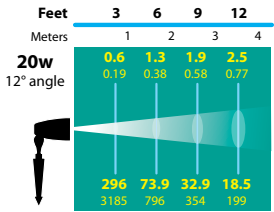
### LIGHT DISTRIBUTIONS AND PHOTOMETRICS



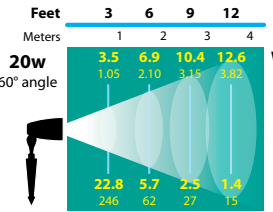
**FL-13W-FG**



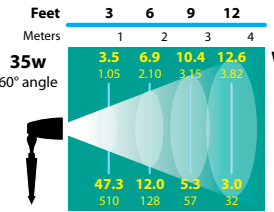
**FL-13-BAB-FG**



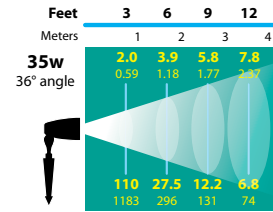
**FL-13-ESX-FG**



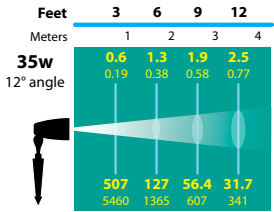
**FL-13-VWFL-FG**



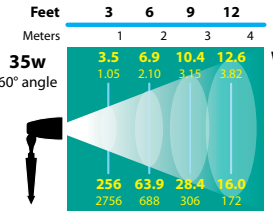
**FL-15-FMW-60-FG**



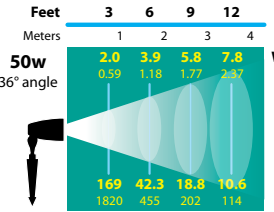
**FL-15-FMW-FG**  
**FL-15-FMW-ULTRA**



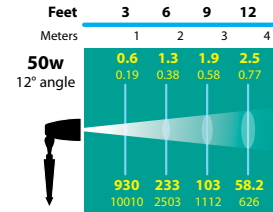
**FL-15-FMT-FG**



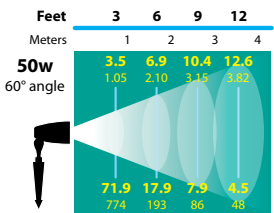
**FL-15-FMV-FG**  
**FL-15-FMV-ULTRA**



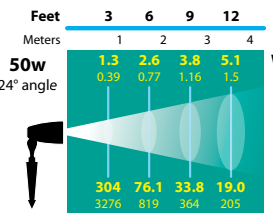
**FL-10-EXN-FG**  
**FL-10-EXN-ULTRA**



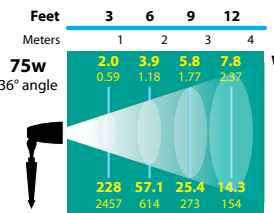
**FL-10-EXT-FG**  
**FL-10-EXT-ULTRA**



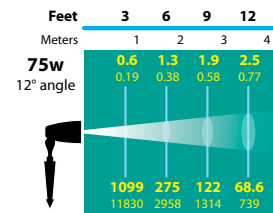
**FL-10-VWFL-FG**



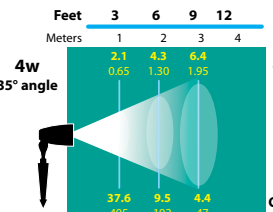
**FL-10-EXZ-ULTRA**



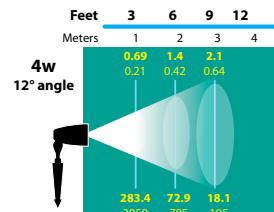
**FL-13-EYC-FG**



**FL-20-EYF-FG**



**FL-LED-MR16-BAB**



**FL-LED-MR16-ESX**