

Installation manual for TL3009

Dimensions: D16"H23.5"Lt1

Collection: BRIO

Bulb Type : E26(bulb not included)

Total Weight: 9.5 LBS

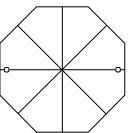


Thank you for choosing our product(s).
Our Company is actively involved in every step of the production.

Our product(s) are designed to be utilized for every application that graces your home or business.

We pride ourselves in providing the most prompt and courtesy service to all of the valued customers.

Please find the enclosed detailed instructions and read carefully for proper installation. If you have any questions, our professional customer service team is committed to assisting you, please call our toll free HOTLINE AT:



1-888-388-3390



UL
c US

Frame Assembly Instructions

Please read all instructions carefully. Before you proceed to install, make sure that the power supply is turned off and off until installation is complete. Please note that each part has been assigned a letter. Please proceed in alphabetical order.



ASSEMBLY INSTRUCTIONS:

1. Place the Lamp body Assembly on a level surface.
2. Insert the harp until it sits firmly in the saddle.
3. Adjust the knurl nut on the harp. This can be used to raise the shade if necessary.
4. Place the shade onto the top of the harp and tighten with the finial securing the shade in place.

FOR RETURN SHIPPING PURPOSES: PLEASE RETAIN ORIGINAL PACKAGING TO MINIMIZE DAMAGE

Uses 100 WATT "Type A" Bulb
(Bulb not supplied)

Important Safety Instructions

This portable lamp has a polarized plug (one blade is wider than the other) as a safety feature to reduce the risk of electric shock. This plug will fit in a polarized outlet only one way. If it does not fit, contact a qualified electrician. Never use with an extension cord unless the plug can be fully inserted.

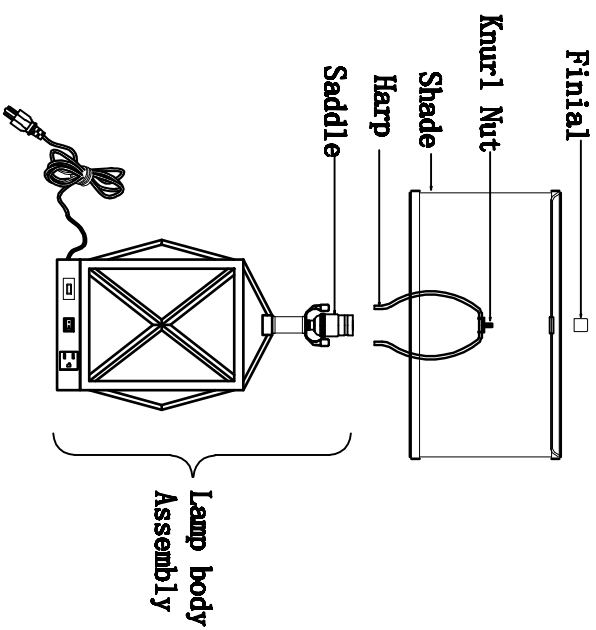
Listed

SAVE THESE INSTRUCTIONS FOR FUTURE REFERENCE

01

Step 2

Frame Assembly Diagram-2



8' Long black Cord 3-prong	Shade Size:	
On/Off rocker switch	Top	φ16"
(6A250VAC/10A125VAC)	Bottom	φ16"
3-Prong Outlet (125V-15A)	Height	9"
USB port (5V-1A)		

02