



PRODUCT DESCRIPTION

Elongated tubes of LED light are housed in incredibly small 1" diameter aluminum and suspended by nearly invisible support cables. Engineered to connect the various lengths end-to-end or with use of the rigid, angled adapters, adds endless applications for creativity and function. Each length includes a power feed within a surface mounted canopy and non-electrical support cables that standoff using ceiling anchors. With no additional power source components required, the continuous run pendants in this series are a welcome convenience for commercial applications. Lengths range from 36" to impressive 96" long. Individually, the fixtures provide ample lighting downward with minimal disruption to the architectural sight lines of a space. Available in Black, White, and brushed Aluminum finishes these are exemplary streamlined forms with functional purpose.




MEASUREMENTS

DIMENSION	: 38.5" L x 1.5" W x 1.25" H
MAX OAH	: 121" OAH
CANOPY	: 5" W x 1" H x 5" L
HANGING WEIGHT	: 3.03 lb

LAMPING

INPUT VOLTAGE	: 120-277V
LUMENS	: 2,250 Rated (1,800 Del.)
BULB	: 1 x 28W LED PCB Integrated , 28W Total
BULB INCLUDED	: (Integrated)
DIMMABLE	: 30-35-40
CRI	: 90 CRI
COLOR_TEMP	: Select 30/35/40K

FINISHES OPTION

	Black
	Satin Aluminum
	White

GLASS

Frosted 90

MATERIAL

Acrylic, Aluminum

RATINGS

cETLus
Dry Location



ADDITIONAL

RATED LIFE 50000 Hours
OPERATING TEMPERATURE:
-20°C (-4°F), 40°C (104°F)

Always consult a qualified electrician before installing any lighting product.



Contemporary
Lighting™

WESTERN DISTRIBUTION CENTER (HEADQUARTER)
253 NORTH VINELAND AVE | CITY OF INDUSTRY, CA 91746

EASTERN DISTRIBUTION CENTER
4200 SHIRLEY DR. | ATLANTA, GA 30336

P. 626.956.4200 | F. 626.956.4225 | et2online.com