



PRODUCT DESCRIPTION

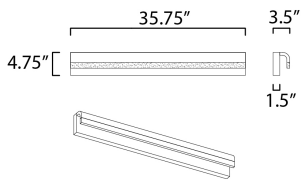
An aluminum frame of Polished Chrome or Black, cascades downward and supports a frosted acrylic diffuser which nicely diffuses the light from the LED enclosed. A perfect complement to the similar bath hardware found in many homes today.

MEASUREMENTS



DIMENSION : 35.75" W x 4.75" H x 3.5" Ext
 BACK PLATE : 35.75" W x 4.75" H x 2.25" HCO
 HANGING WEIGHT : 7.26 lb

LAMPING

INPUT VOLTAGE : 120V
 LUMENS : 1,750 Rated (1,400 Del.)
 BULB : 1 x 25W LED PCB Integrated , 25W Total
 BULB INCLUDED : (Integrated)
 DIMMABLE : Triac CL or ELV
 CRI : 90+ CRI
 COLOR_TEMP : 3000K
 LIGHTING_DIRECTION : Down



FINISHES OPTION

-  Black
-  Polished Chrome

GLASS

Frosted 90

MATERIAL

Aluminum, Acrylic

RATINGS

cETLus
 Damp Location
 ADA



ADDITIONAL

INSTALL UP/DOWN: Horizontal
 RATED LIFE 50000 Hours
 OPERATING TEMPERATURE:
 -20°C (-4°F), 40°C (104°F)

Always consult a qualified electrician before installing any lighting product.



WESTERN DISTRIBUTION CENTER (HEADQUARTER)
 253 NORTH VINELAND AVE | CITY OF INDUSTRY, CA 91746
EASTERN DISTRIBUTION CENTER
 4200 SHIRLEY DR. | ATLANTA, GA 30336
 P. 626.956.4200 | F. 626.956.4225 | et2online.com