





**PRODUCT DESCRIPTION**

Tubular pendants finished in Satin Nickel or Matte Black in contrasting Satin Brass or Gold bands respectively. Light shines downward from the bottom of the pendant as well as a reveal of light behind the band.

**FINISHES OPTION**

-  Black / Gold (BKGLD)
-  Satin Nickel / Satin Brass (SNSBR)

**MATERIAL**

Steel, Aluminum, Acrylic

**RATINGS**

cETLus  
Dry Location



**ADDITIONAL**

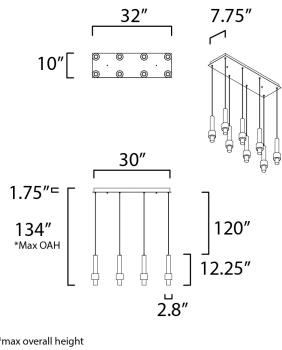
RATED LIFE 50000 Hours  
OPERATING TEMPERATURE:  
-20°C (-4°F), 40°C (104°F)

**MEASUREMENTS**

DIMENSION : 32" L x 9.75" W x 12.25" H  
 MAX OAH : 134" OAH  
 CANOPY : 9.75" W x 1.75" H x 32" L  
 HANGING WEIGHT : 18.26 lb

**LAMPING**

INPUT VOLTAGE : 120V  
 LUMENS : 3,840 Rated (930 Del.)  
 BULB : 8 x 6W LED DC Integrated , 48W Total  
 BULB INCLUDED : (Integrated)  
 DIMMABLE : Y  
 CRI : 90 CRI  
 COLOR\_TEMP : 3000K



Always consult a qualified electrician before installing any lighting product.



WESTERN DISTRIBUTION CENTER (HEADQUARTER)  
 253 NORTH VINELAND AVE | CITY OF INDUSTRY, CA 91746  
 EASTERN DISTRIBUTION CENTER  
 101 GARDNER PARK | PEACHTREE CITY, GA 30269  
 P. 626.956.4200 | F. 626.956.4225 | maxlighting.com