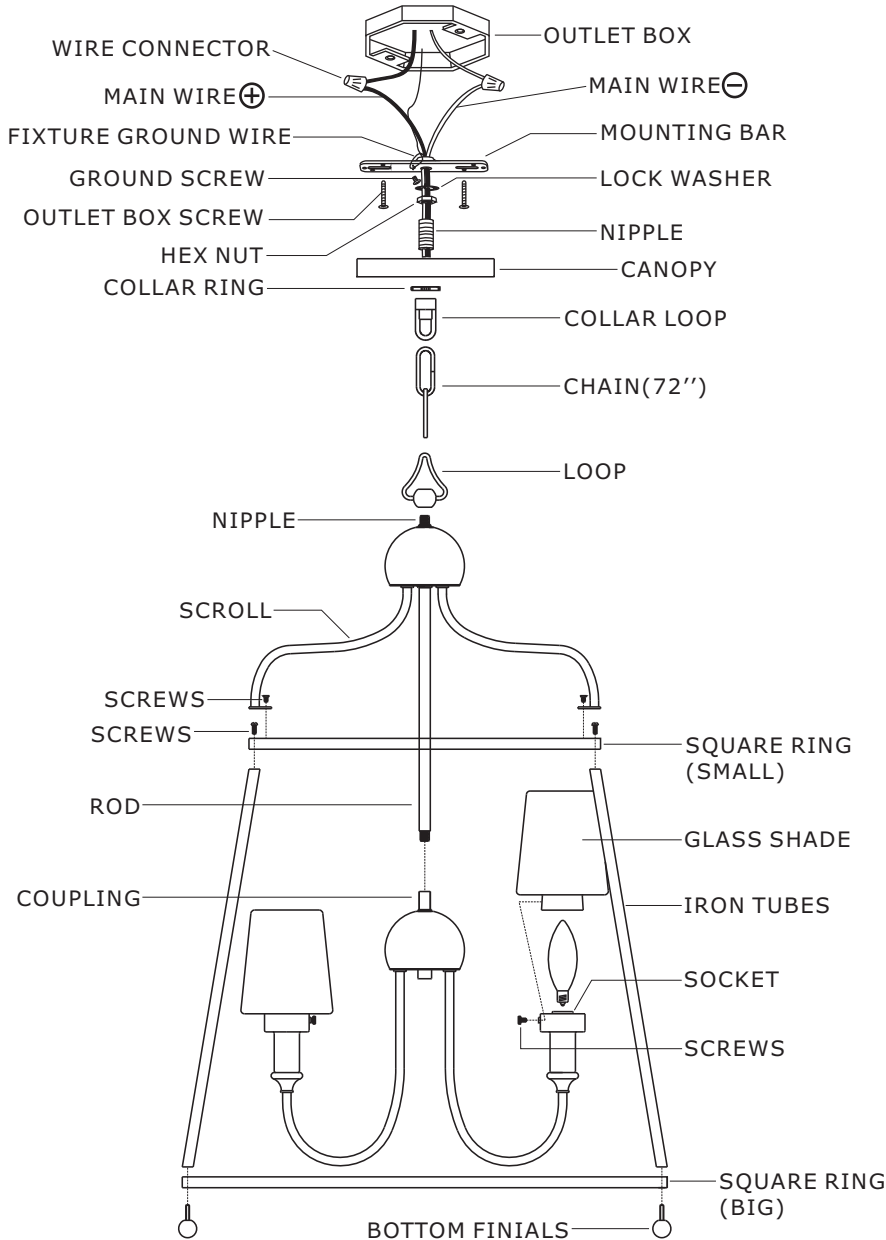


CRYSTORAMA

1958

95 Cantiague Rock Road, Westbury, NY 11590 • toll free: 1.800.888.4470 fax: 516.931.1254 • info@crystorama.com • www.crystorama.com


MODEL#: SYL-2284-BF ASSEMBLY INSTRUCTIONS



WARNING:



Electrical Danger

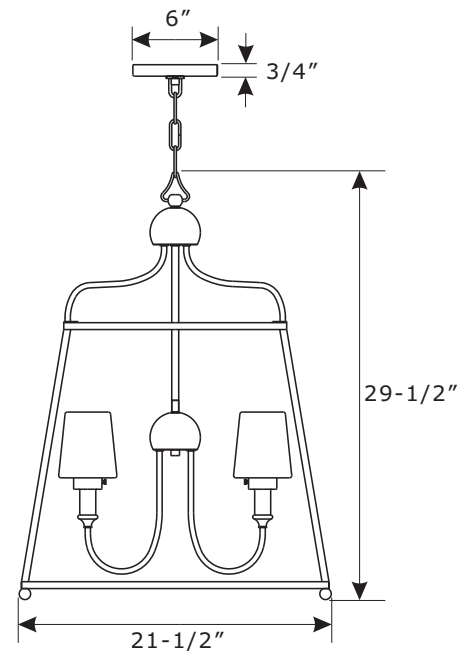
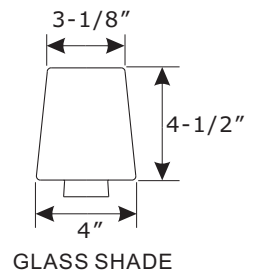


Turn Power off

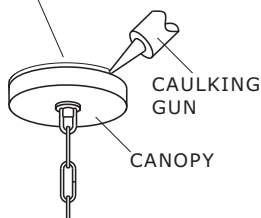
All electrical components must be installed by a licensed electrician in accordance with the National Electric Code and the appropriate local electrical codes.



You will need 4 Incandescent bulbs 60 Watts recommended, USE 10.5 W LED Candelabra BULBS FOR EXTENDED USE, California T24 JA8-2016 Qualified: Satco (S9618); 5 watt LED Candelabra Base recommended. Bulb not included



BEAD OF CAULK
TO SEAL THE GAP



After securing fixture to the ceiling it is recommended that the gap between the ceiling and fixture canopy be sealed on the top and both sides, with a good quality waterproof caulk or silicone sealant (NOT INCLUDED)

2017-09