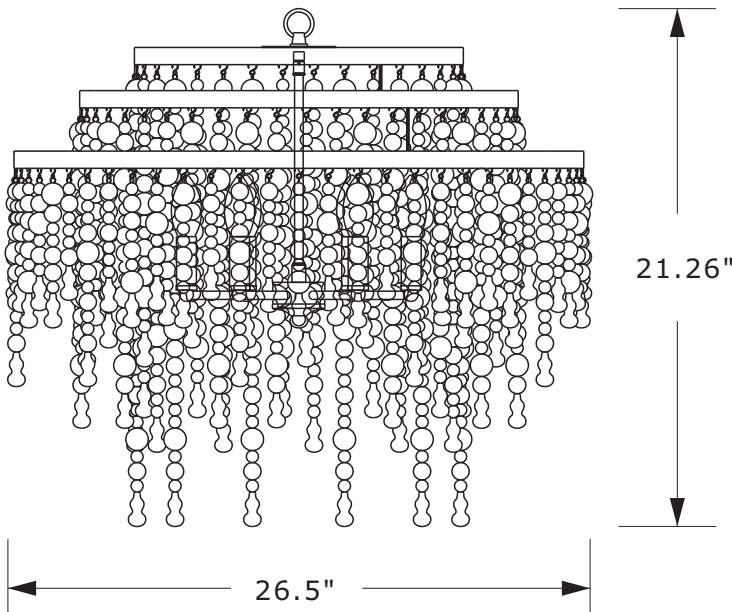


CRYSTORAMA

LIGHTING THE WAY FOR SIXTY YEARS

ASSEMBLY INSTRUCTION MODEL #POP-A5076-FB

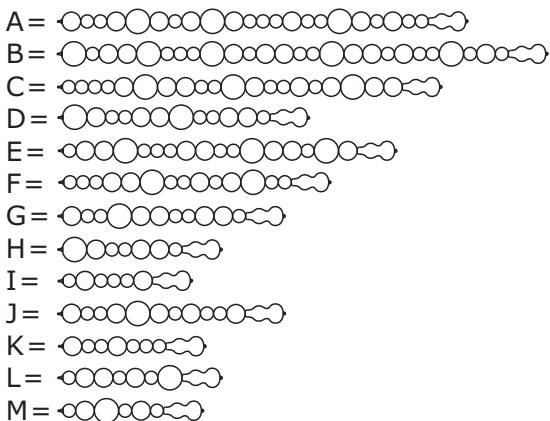
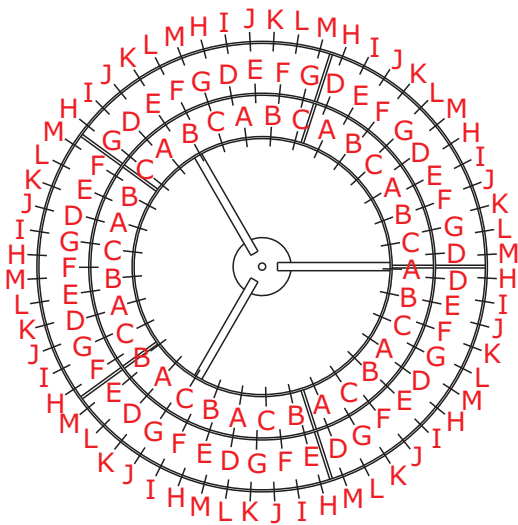


WARNING:
 All electrical components must be installed by a licensed electrician in accordance with the National Electric Code and the appropriate local electrical codes.



You will need 6 -Candelabra Base Bulb
 40 Watts Recommended 60 Watts Max.
 USE LED BULBS FOR EXTENDED USE

DETAILED ILLUSTRATION



How to Install

1. Place the candle sleeve onto the socket, and insert recommended bulb (not included).
2. Feed wires through stem and swivel/loop.
3. Attach the stem onto the light cluster.
4. Attach the swivel/loop onto the stem.
5. Dress the bead strands as illustrated.

Bead Sets

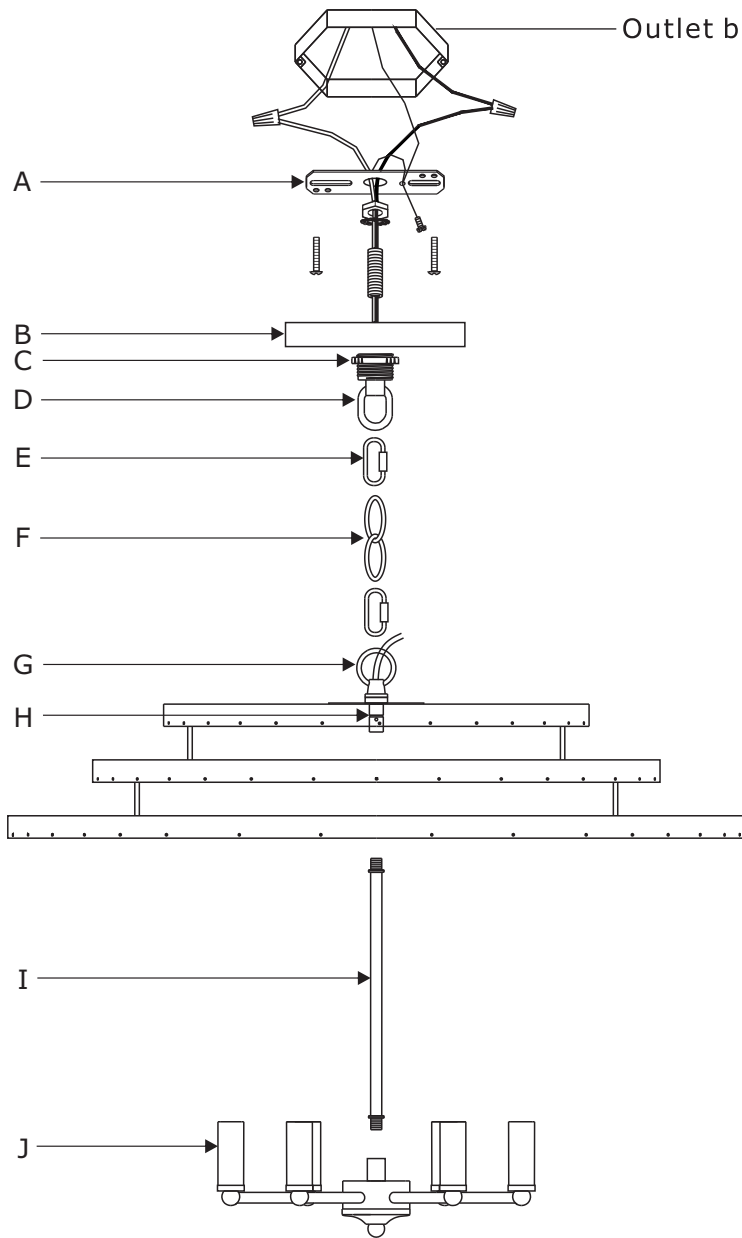
- A. 11 Sets.
 (1) 14mm + (8) 20mm + (3) 26mm + (1) (20-40)mm
- B. 11 Sets.
 (12) 14mm + (9) 20mm + (5) 26mm + (1) (20-40)mm
- C. 11 Sets.
 (9) 14mm + (8) 20mm + (3) 26mm + (1) (20-40)mm
- D. 12 Sets.
 (5) 14mm + (5) 20mm + (2) 26mm + (1) (20-40)mm
- E. 11 Sets.
 (7) 14mm + (7) 20mm + (3) 26mm + (1) (20-40)mm
- F. 11 Sets.
 (8) 14mm + (4) 20mm + (2) 26mm + (1) (20-40)mm
- G. 11 Sets.
 (5) 14mm + (5) 20mm + (1) 26mm + (1) (20-40)mm
- H. 10 Sets.
 (3) 14mm + (3) 20mm + (1) 26mm + (1) (20-40)mm
- I. 10 Sets.
 (4) 14mm + (2) 20mm + (1) (20-40)mm
- J. 10 Sets.
 (5) 14mm + (5) 20mm + (1) 26mm + (1) (20-40)mm
- K. 10 Sets.
 (5) 14mm + (2) 20mm + (1) (20-40)mm
- L. 10 Sets.
 (3) 14mm + (3) 20mm + (1) 26mm + (1) (20-40)mm
- M. 10 Sets.
 (3) 14mm + (2) 20mm + (1) 26mm + (1) (20-40)mm

WARNING: This product can expose you to Lead, which is known to the State of California to cause cancer and/or birth defects or reproductive harm. For more information go to www.P65Warnings.ca.gov.

CRYSTORAMA

LIGHTING THE WAY FOR SIXTY YEARS

PART NUMBER MODEL #POP-A5076-FB



Outlet box Part Number

- A. (1) - Mounting Hardware
- B. (1) - Canopy(W4.73",H0.79") #XRE5076FBCAN4.73IN
- C. (1) - Collar Ring
- D. (1) - Collar Loop
- E. (2) - Quick Link
- F. (1) - Hanging Chain(72",4mm) #XRE5076FBCHA4MM
- G. (1) - Fixture Loop
- H. (1) - Swivel
- I. (1) - Center Stem(9.09",9.5mm) #XRE5076FBSTEM9IN
- J. (6) - Candle Sleeve(W0.87",H1.97") #XRE5073FBCDL1.97IN