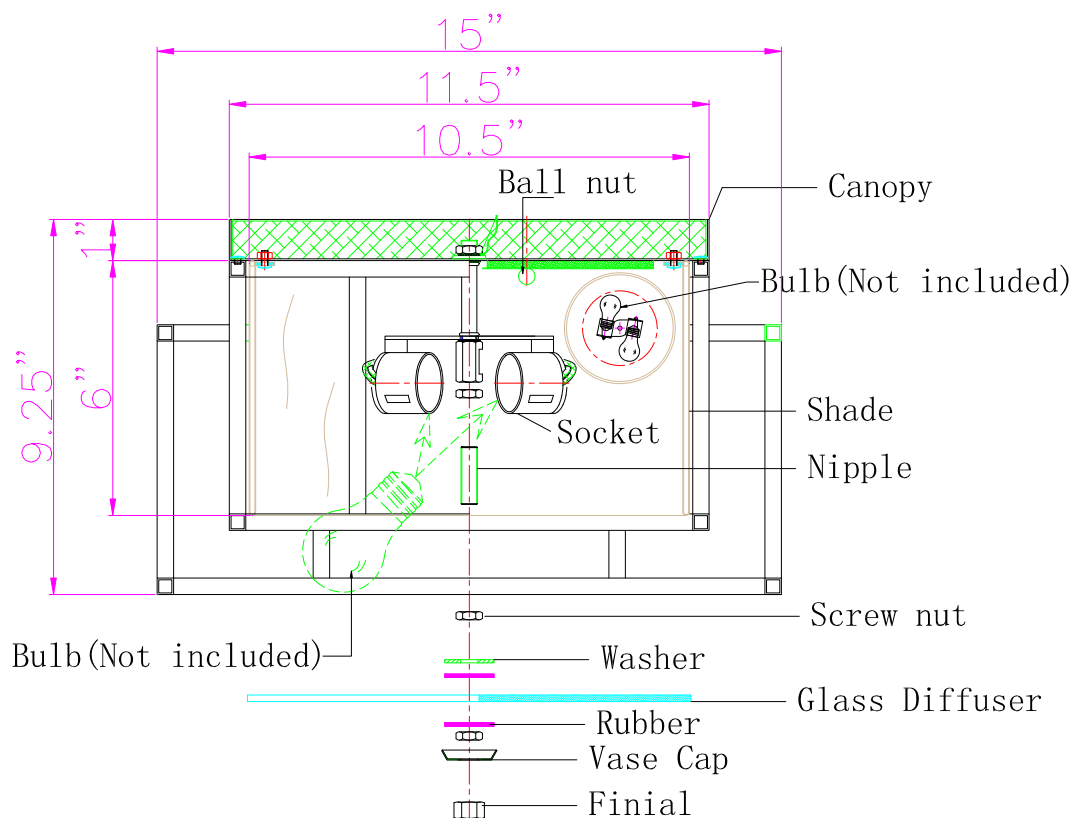


CRYSTORAMA

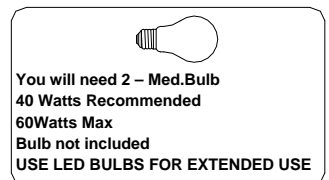
1958

95 Cantiague Rock Road, Westbury NY 11590
 ph:516.931.9090 fax:516.931.1254
 info@crystorama.com www.crystorama.com

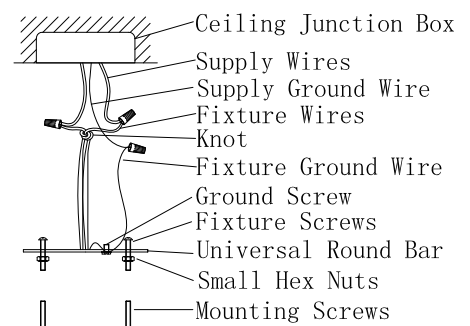
MODEL#:9590-MK ASSEMBLY AND DRESSING INSTRUCTIONS



All electrical components must be installed by a licensed electrician in accordance with the National Electric Code and the appropriate local electrical codes.



To replace the bulbs: Unscrew Finial, remove Vase Cap, Screw, Rubber, Glass Diffuser, Washer in turn. Put the bulbs from the bottom. After completion, put Washer, Glass Diffuser, Rubber, Screw, Vase Cap and Finial in turn.



2016-12-28