


CRYSTORAMA

1958
95 Cantiague Rock Road, Westbury NY 11590
ph:516.931.9090 fax:516.931.1254
info@crystorama.com www.crystorama.com

MODEL#:9230-EB ASSEMBLY AND DRESSING INSTRUCTIONS

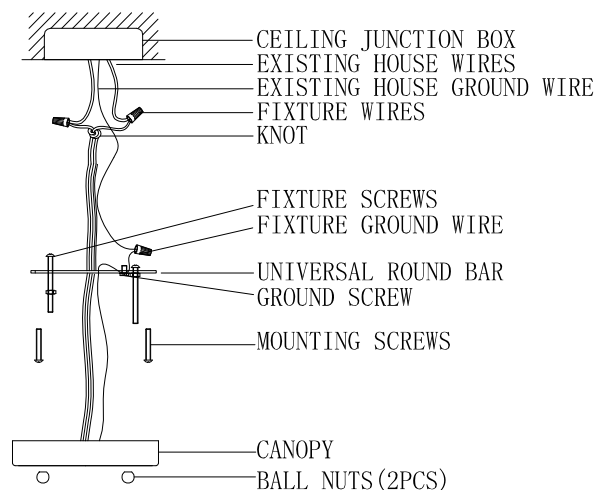
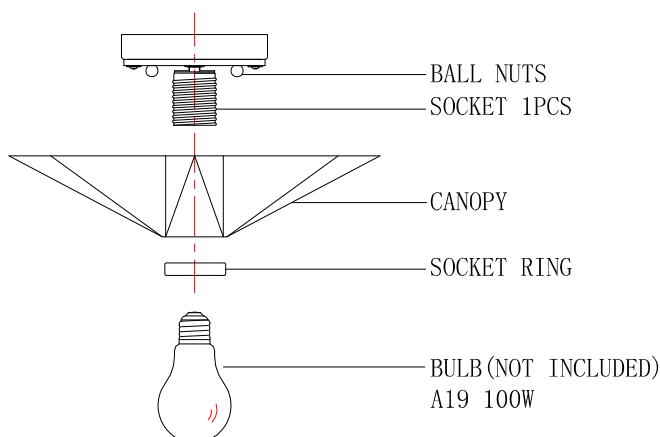


All electrical components must be installed by a licensed electrician in accordance with the National Electric Code and the appropriate local electrical codes.

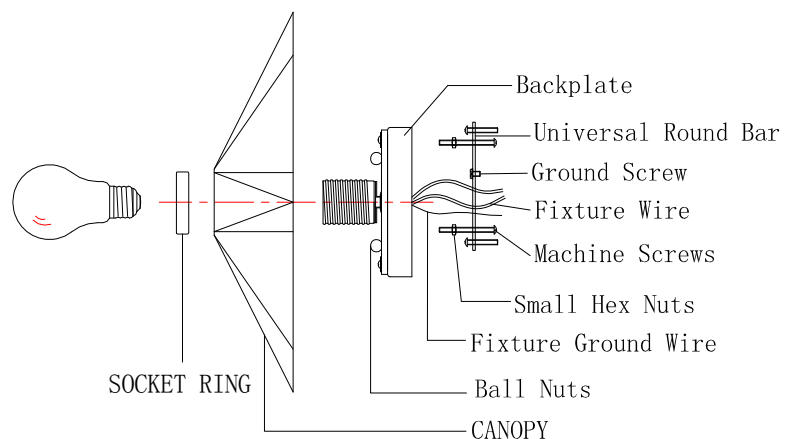
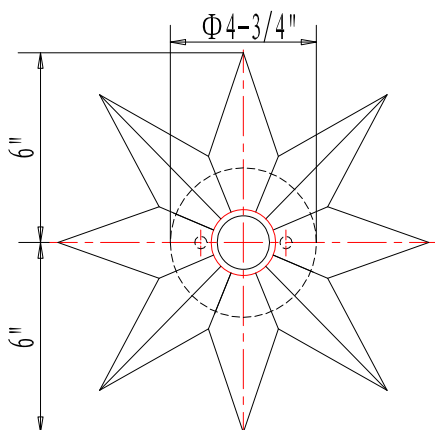


You will need 1 – Med.Bulb
60 Watts Recommended
100Watts Max
Bulb not included.

SEMI-FLUSH INSTALLATION



WALL SCONCE INSTALLATION



2014-12-25