

CRYST RAMA



1958

95 Cantiague Rock Road, Westbury NY 11590

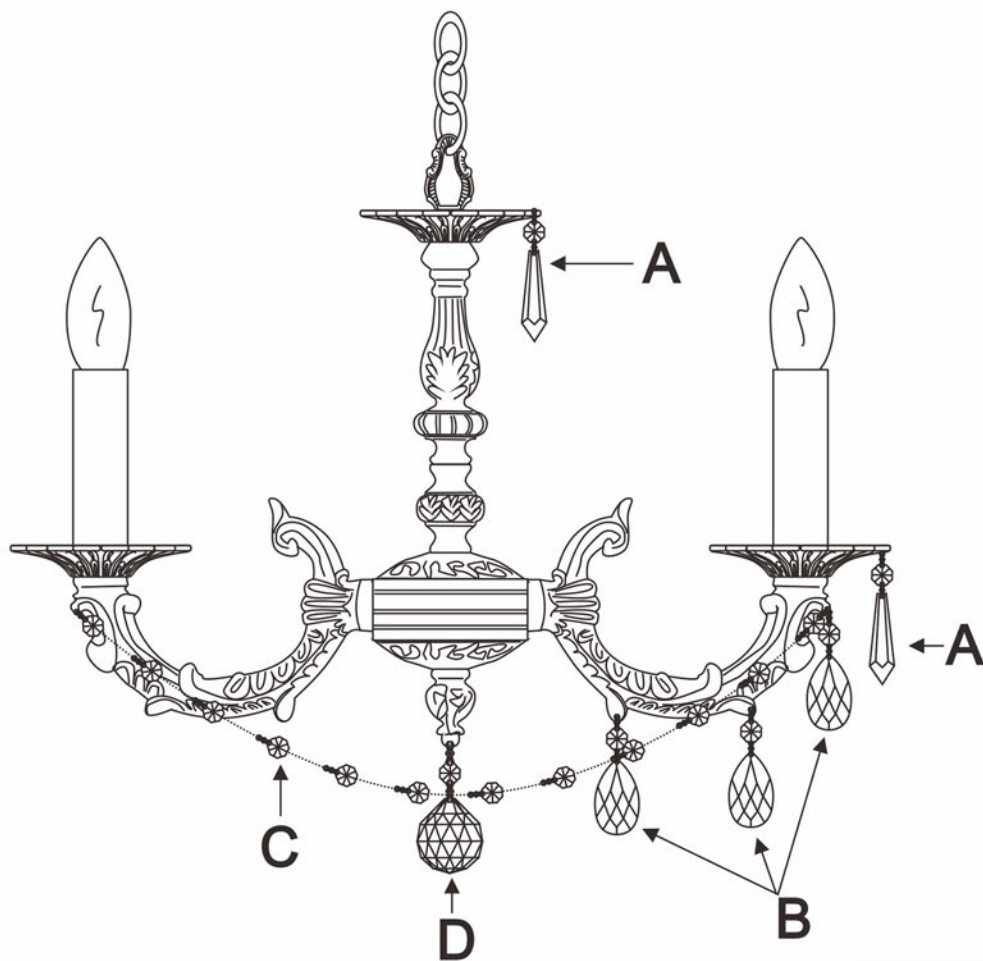
ph:516.931.9090 fax: 516. 931.1254

info@crystorama.com www.crystorama.com

MODEL#:5515-WW-CL-MWP ASSEMBLY AND DRESSING INSTRUCTIONS




All electrical components must be installed by a licensed electrician in accordance with the National Electric Code and the appropriate local electrical codes.







Top Bobeche
With 4 **A** Trim.



1 Bobeche
With 4 **A** Trim.



- A=  (14mm+AS2-1.5") x 24sets
- B=  (14mm+AS9-1.5") x 15sets
- C=  (14mm x 12pcs) x 5sets
- D=  (14mm + AS8-40mm Ball) x 1set

