

CRYST RAMA



1958

95 Cantiague Rock Road, Westbury NY 11590

ph:516.931.9090 fax: 516. 931.1254

info@crystorama.com www.crystorama.com

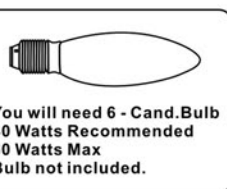
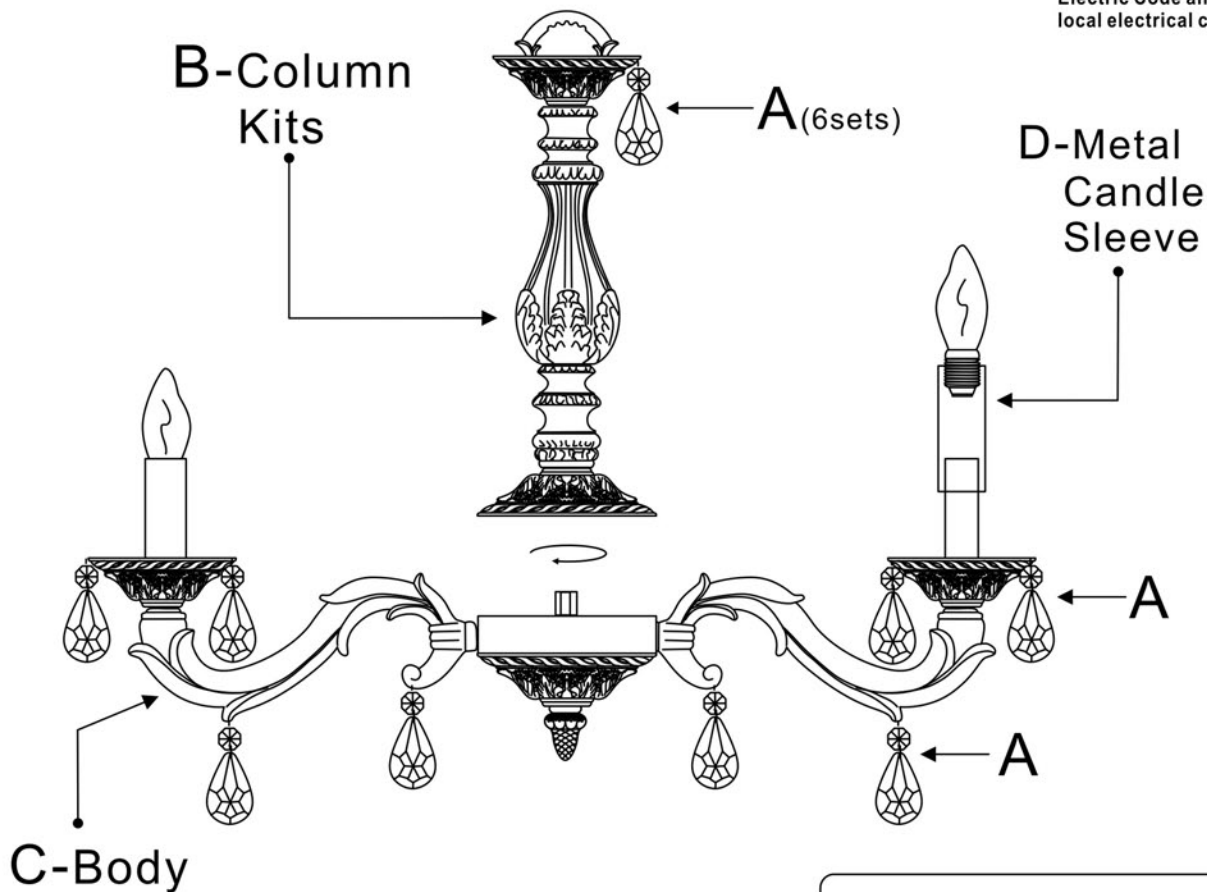
MODEL#:5036-MWP ASSEMBLY AND DRESSING INSTRUCTIONS



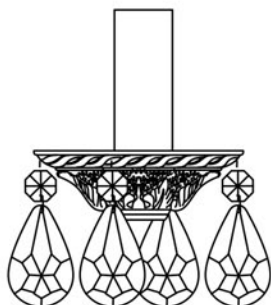
Electrical Danger

Turn Power Off

All electrical components must be installed by a licensed electrician in accordance with the National Electric Code and the appropriate local electrical codes.



(1) Bobeche
With (4) "A" Trim.



ASSEMBLY STEPS:

- 1) B → C
- 2) D → C
- 3) A → B.C

A =  (9/50-2") x 42sets

