

CRYST RAMA



1958

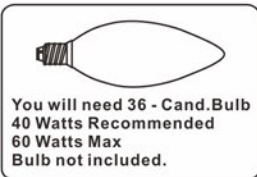
95 Cantiague Rock Road, Westbury NY 11590

ph:516.931.9090 fax: 516. 931.1254

info@crystorama.com www.crystorama.com

MODEL#:4308

ASSEMBLY AND DRESSING INSTRUCTIONS



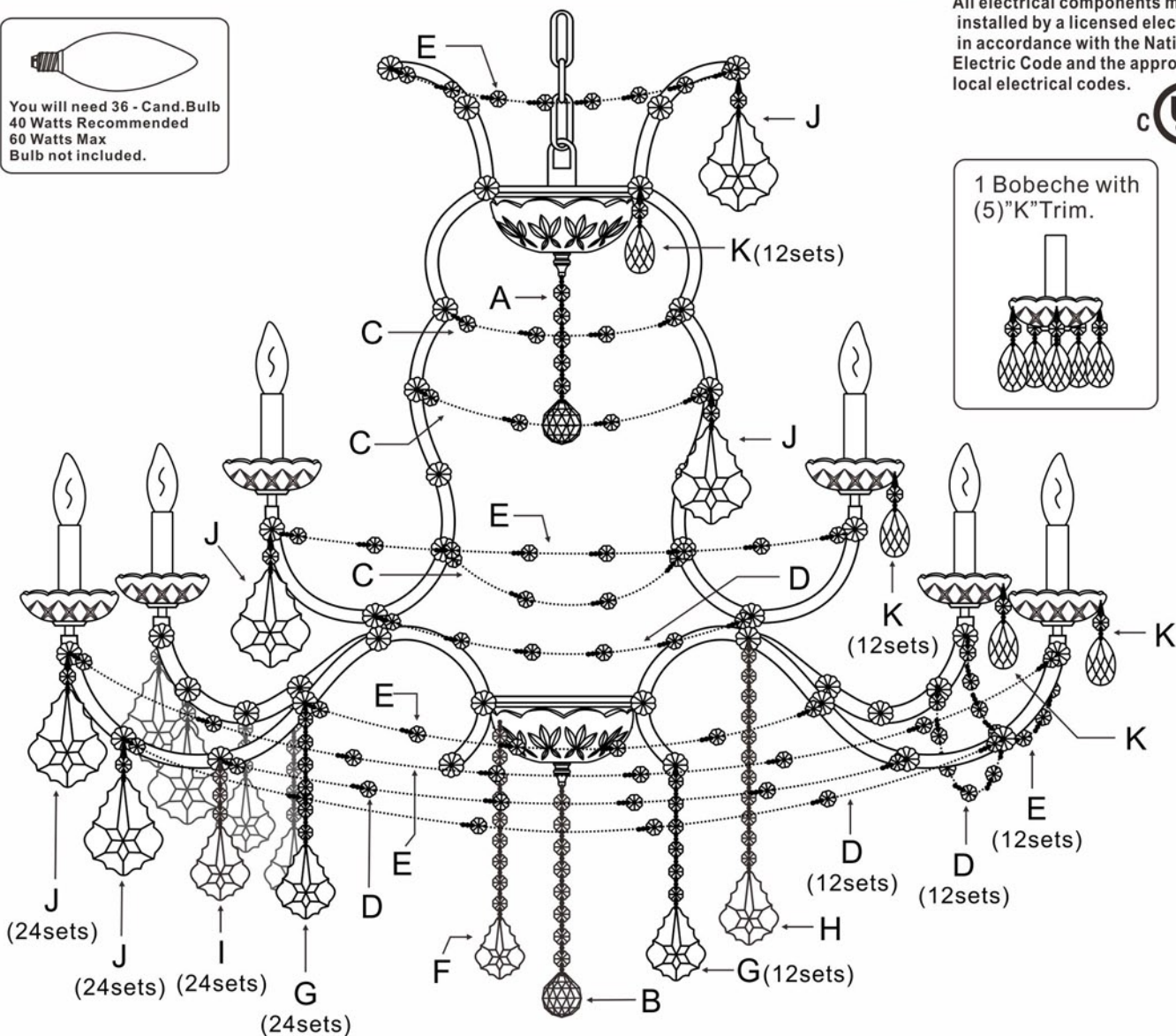
WARNING:












Electrical Danger Turn Power Off

All electrical components must be installed by a licensed electrician in accordance with the National Electric Code and the appropriate local electrical codes.



1 Bobeche with (5)"K"Trim.



- | | |
|---|---|
| A=  (1x40mm Ball + 5 jewels)x 1set | G=  (6 Jewels+20/75-3")x 24 sets |
| B=  (1x60mm Ball + 8 jewels)x 1set | H=  (11 Jewels+20/75-3")x 12 sets |
| C=  (4 Jewels Strand)x 36 sets | I=  (3 Jewels + 20/75-3")x 24 sets |
| D=  (6 Jewels Strand)x 48 sets | J=  (20/89-3.5")x 84 sets |
| E=  (8 Jewels Strand)x 60 sets | K=  (9/50-2")x 192 sets |
| F=  (9 Jewels+20/64-2.5")x 6 sets | |